



Residential Product Catalogue 2023



Streetcore

Introduction	5
01 About Allegion	
02 About Gainsborough Hardware	
Finishes	9
Complete your door hardware selections with a range of finishes	
Avant Series	10
Premium finishes for modern Australian homes	
Neue Series	15
Contemporary styles and finishes for the entire home	
Choice Series	21
Form, function and design combined to make your style statement	
Freestyle Trilock Smart Lock	29
Smart lock technology giving you unparalleled convenience and peace of mind	
Trilock	33
Setting the standard right from your front doorstep with 3-in-1 functionality	
Trilock Omni	39
The Trilock Omni makes a statement entrance on large format doors	
Pull Handles	43
A stylish, minimalist Pull Handle that will give an authentic cinema feel to your home	
TradePro™	53
A leading distributor of high-quality door hardware and access solutions in Australia	
Sliding Cavity Sets	58
An extensive range of reliable sliding Cavity Door Sets with stylish escutcheons	

Flush Pulls 62

Gainsborough's range of Flush Pulls work seamlessly throughout any home

Classic Knobs 66

Premium finishes for modern Australian homes

Security Door Patio Hardware 71

Designed and made locally here in Australia by Austral Lock

Mortice Locks 74

Form, function and design combined to make your style statement

Accessories 80

Smart lock technology giving you unparalleled convenience and peace of mind

Warranty 85



TM

ALLEGIONTM

Introduction

About Allegion

Allegion's expert team of over 500 across Australia and New Zealand are dedicated to providing the best solution for local needs.

With engineering and assembly teams in Melbourne, Sydney and Auckland, and support offices in Auckland, Wellington, Christchurch, Dunedin, Brisbane, Sydney, Melbourne, Adelaide and Perth, Allegion is committed to providing products and services of the highest quality, either individually or as part of a co-ordinated package, tailored to suit your individual building needs and combining the elements of design, specification, manufacture and supply.

Our team of technically trained Architectural Consultants are available to assist you with the increasingly technical areas of product specification and door hardware scheduling.

With leading global brands such as Schlage, LCN and Legge and locally developed brands Gainsborough, API, Austral, Brio and FSH, Allegion is committed to the safety and security of Australia, New Zealand and the Pacific Islands.

Our Vision and Purpose

Every pioneer needs a good sense of direction - and everyday, we put our principles into practice. Doing so makes us a stronger company, and a better place to work.

Vision: Enabling seamless access and a safer world.

Purpose: We create peace of mind by pioneering safety and security.



GainsboroughTM
ENTER WITH STYLE

Introduction

About Gainsborough Hardware

Designed and tested here in Australia, Gainsborough door handles, deadbolts and door locks are made for everyday living.

Backed by 50 years of product innovation, we fuse style and security into reliable, beautiful, and versatile hardware that works silently with your home.

We've got you covered.

We are experts on security and safety compliant hardware.

With a range of accessibility and building code compliant hardware, you can rest assure you are getting the right hardware for your project.

Whole of house offering.

Gainsborough offers the complete solution for your door hardware needs. From the front to the back of the house or development, we have all the products you need to complete your project.

Service and after-sales support

Gainsborough, part of the Allegion family of brands, allows us to be able to better support you. You can be rest assured you are in safe hands. We provide free training and scheduling services. We have a team of technicians and customer service to assist you throughout your project.

With a team located around the country, as well as product and customer support located here in Australia, we can support you and your customers every step of the way. We are able to product free installation and selection training, on top of our free scheduling service.



Products Featured:

Oblong 600mm in Matt Black- OBL600PHMB





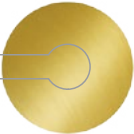






Neue Smooth Square Double Cylinder Deadbolt in Matt Black - 1846SMMB

Trilock Contemporary Angular Double Cylinder in Matt Black - 8951ANGMB



Product Featured:
Flush Pull 700 Series 350mm in Aged Brushed Copper- 730FP350ABC
Avant Sierra Passage in Aged Brushed Copper - 700SIELRABC

Finishes

PSS Polished Stainless Steel	
BC Bright Chrome	
BSC Brushed Satin Chrome	
MB/AMB Matt Black / All Matt Black	
SB Satin Brass	
SC Satin Chrome	
SG Satin Graphite	
SS Stainless Steel	
BG Bright Goldtone	
WH White*	
ABC Aged Brushed Copper	

*Available in Classic Knob Series only.

Gainsborough

Avant Series

Leversets



Designed for everyday living and with the user in mind, the Gainsborough Avant collection of thoughtfully designed levers and premium, on-trend finishes is the perfect finishing touch for any home interior.

Featuring the award winning, patented QuickFix™ technology means installation is simple and quick. Backed by a 15-year mechanical warranty, the Gainsborough Avant range is quality you can feel.

Features

- Three architecturally inspired lever designs
- Available in passage, privacy and dummy
- Features new QuickFix™ technology - install door lever in under 30 seconds after installation of the latch and strike
- 2021 Australian Good Design Award winner
- Fixed screws concealed by rosette

Specifications Guide

*Small Rose has no code. 'SR' for reference

Visual Pack

Series	Function	Lever	Rose	Finish
Avant 7	Passage set 00 Privacy set 10 Dummy 20	Alba ALB Rivera RIV Sierra SIE	Large Rose LR Small Rose* SR	Refer to next page

- Series**
Select the desired series e.g. **Avant** 7
- Function**
Select the desired function e.g. **Passage** 00
- Lever**
Select the desired lever design e.g. **Alba** ALB
- Rose**
Select the desired rose size e.g. **Large Rose** LR
- Finish**
Select the desired finish e.g. **Satin Brass** SB
700ALBLRSB

Specifications

	Passage	Privacy	Dummy
Door Type	Timber		
Door Thickness (mm)	32 - 45		
Bore Hole (mm)	LR - 50 - 54 SR - 25	LR - 54 SR - 25	N/A
Edge Bore (mm)	25		N/A
Backset (mm)	60	60	N/A
Locking	Non-Locking	Privacy	Non-Locking
Rose (mm)	LR - 64 SR - 57		

Rose/Rosette = a cap that covers the base of a door handle allowing concealed fixing screws.

LR = Large Rose
SR = Small Rose

Avant Series lever functions

Passage set (sold with or without latch)

Both levers always unlocked.




Privacy set (sold with latch)

Internal push button to lock outside lever with emergency release.



Dummy set

Inactive lever which is used as a door pull or matching trim.

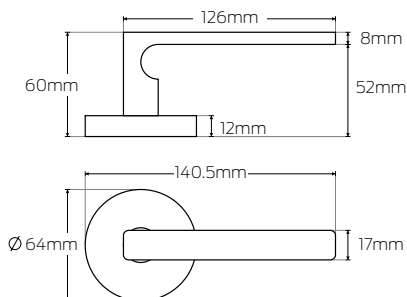


Icons show right handed levers

Avant Series lever designs

Rivera (Large Rose)

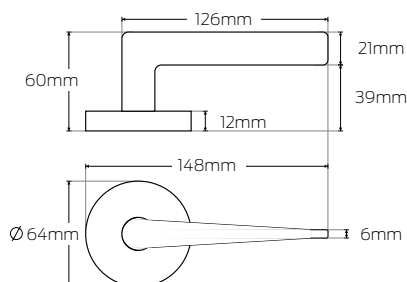
● SB ● MB ● BC ● SG ● BSC



Product featured: 700RIVLRSG

Sierra (Large Rose)

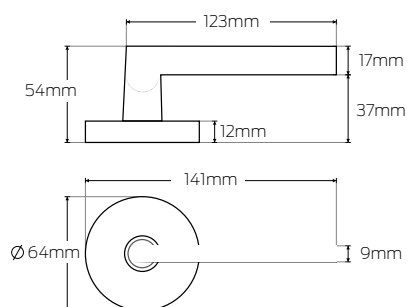
● SB ● MB ● BC ● SG ● BSC



Product featured: 710SIELRBSC

Alba (Large Rose)

● SB ● MB ● BC ● SG ● BSC



Product featured: 700ALBLRSB

Product Codes:

Rivera (Visual Pack)

700RIVLR (Passage)

710RIVLR (Privacy)

720RIVLR (Dummy)

*Add finish to the end of product code
e.g. 700RIVLR**SB**

*Passage is available with and without a latch. WL = With Latch
e.g. 700RIVLR**SBWL**

Sierra (Visual Pack)

700SIELR (Passage)

710SIELR (Privacy)

720SIELR (Dummy)

*Add finish to the end of product code
e.g. 710SIELR**BSC**

*Passage is available with and without a latch. WL = With Latch
e.g. 700SIELR**BSCWL**

Alba (Visual Pack)

700ALBLR (Passage)

710ALBLR (Privacy)

720ALBLR (Dummy)

*Add finish to the end of product code
e.g. 700ALBLR**SB**

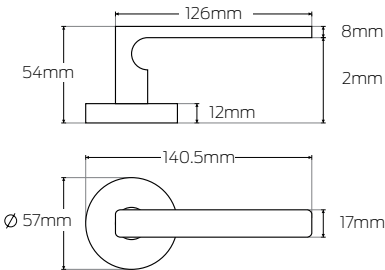
*Passage is available with and without a latch. WL = With Latch
e.g. 700ALBLR**SBWL**

Avant Series lever designs

*Small Rose has no code

Rivera (Small Rose)

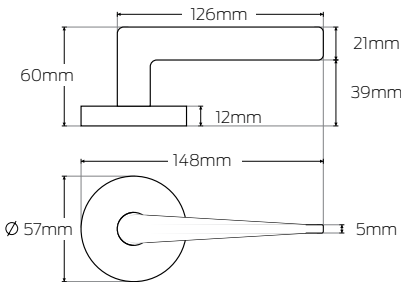
● MB ● SC ● ABC



Product featured: 700RIVABC

Sierra (Small Rose)

● MB ● SC ● ABC



Product featured: 710SIESC

Product Codes:

Rivera (Visual Pack)

700RIV (Passage)
710RIV (Privacy)
720RIV (Dummy)

*Add finish to the end of product code
e.g. 700RIVABC

*Passage is available with and without a latch. WL = With Latch
e.g. 700RIVABCWL

Sierra (Visual Pack)

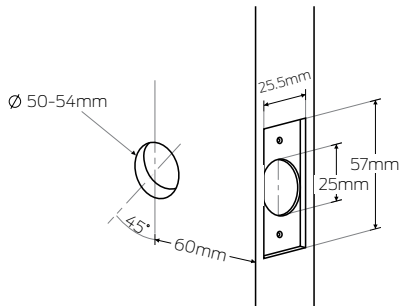
700SIE (Passage)
710SIE (Privacy)
720SIE (Dummy)

*Add finish to the end of product code
e.g. 700SIESC

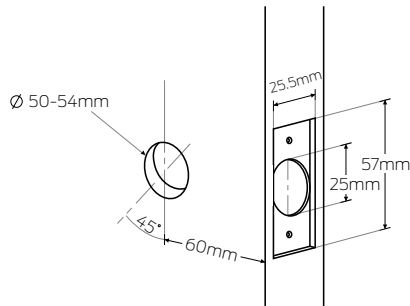
*Passage is available with and without a latch. WL = With Latch
e.g. 700SIESCWL

Avant Series door preparation

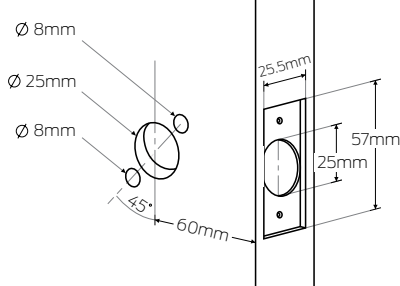
Passage door preparation (Large Rose)



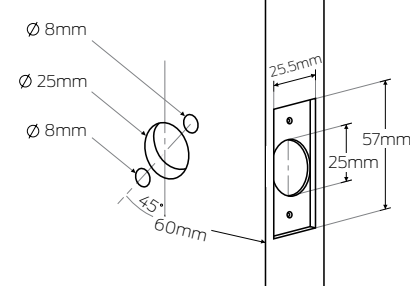
Privacy door preparation (Large Rose)



Passage door preparation (Small Rose)



Privacy door preparation (Small Rose)



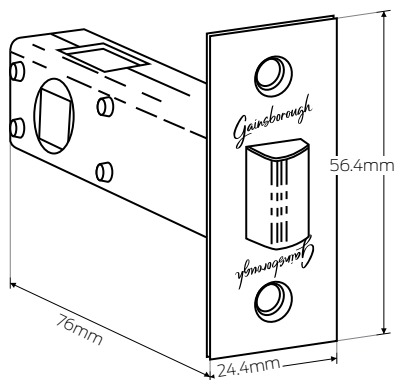
Refer to instructions: PDGA0090

Avant Series Accessories

Passage Latch (QuickFix™)

60mm Backset

● SB ● MB ● BC ● SG ● SC ● ABC



Product featured: 480QF



For more information visit
www.gainsboroughhardware.com.au

Gainsborough

Neue Series

Leversets



Our Neue Collection of levers, lever locksets and deadbolts features a range of contemporary designs and on trend finishes to suit modern home interiors.

Available in bright chrome, satin chrome, brushed satin chrome and matt black, the Neue door furniture offers superior style and functionality.


Features

- Contemporary styles and finishes for the entire home
- Compatible with our best-selling entrance hardware Trilock & Omni

Specifications Guide

*Product code format works only horizontal from left to right in chosen row.

Visual Pack

Series	Rose	Function	Lever Style	Finish
Neue 1	Round 9 Square 8	Passage set 05 Privacy set 15 Dummy set 20 Entrance 40	Angular ANG Aurora AUR	Refer to next page
Series	Rose	Deadbolts	Cylinder	Finish
Neue 1	Round 9 Square 8	Deadbolts N/A	Double 51SM Single 46SM	Refer to next page
Series	Rose	Function	Lever Style	Finish
Neue 1	Round 9	Passage set 05 Privacy set 15 Dummy set 20	Telo  TEL	Refer to next page

Trade Pack

Series	Rose	Function	Lever Style	Finish
Neue 1	Round 9 Square 8	Passage set 00 Privacy set 10	Angular ANG Aurora AUR	Refer to next page

1. Series

Select the desired series e.g. Neue 1

2. Rose

Select the desired rose e.g. Round 9

3. Function

Select the desired function design e.g. Passage 05

4. Lever Style

Select the desired lever style e.g. Angular ANG

5. Finish



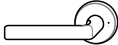

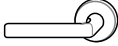
Select the desired finish e.g. Bright Chrome BC
1905ANGBC

Specifications

	Passage	Privacy	Dummy	Entrance	Deadbolt
Door Type	Timber				
Door Thickness (mm)	32 - 45		N/A	32 - 45	N/A
Bore Hole (mm)	50 - 54		N/A	50 - 54	54
Edge Bore (mm)	25		N/A	25	N/A
Backset (mm)	60				
Locking	Non-Locking	Locking	Non-Locking	Locking	Locking
Rose (mm)	65				62

Neue Series lever functions

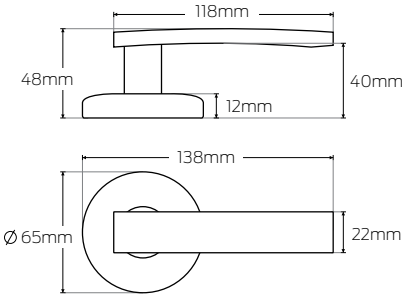
*Icons show right handed levers

	Outside	Inside
Passage set (sold with or without latch) Both levers always unlocked.		
Privacy set (sold with latch) Internal push button to lock outside lever with emergency release.		
Dummy set Inactive lever which is used as a door pull or matching trim.		

Neue Series lever designs

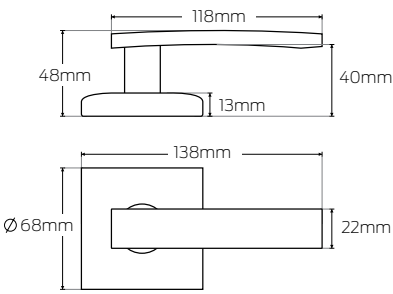
Angular Round

● BC
● AMB
● SC



Angular Square

● BC
● AMB
● SC



Product Codes:

Angular Round (Visual Pack)
 1905ANG (Passage)
 1915ANG (Privacy)
 1920 (Dummy)

Angular Round (Trade Pack)
 1900ANG (Passage)
 1910ANG (Privacy)

*Add finish to the end of product code
 e.g. 1905ANG**SC**

*Latch sold seperately in Trade Pack for
 passage lever only

Angular Square (Visual Pack)
 1805ANG (Passage)
 1815ANG (Privacy)
 1820ANG (Dummy)

Angular Square (Trade Pack)
 1800ANG (Passage)
 1810ANG (Privacy)

*Add finish to the end of product code
 e.g. 1815ANG**AMB**

*Latch sold seperately in Trade Pack for
 passage lever only

Neue Series lever designs

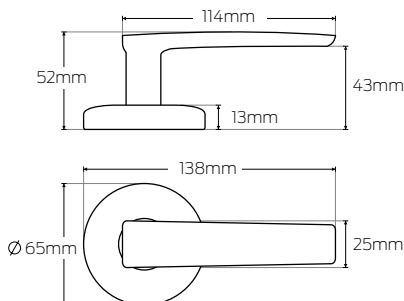
*Neue Round Deadbolt SB & SG finishes coming Q3 2023
*Neue Aurora Entrance SB & SG finishes coming Q3 2023

Aurora

● BSC ● MB ● SB ● SG



Product featured: 1940AURBSC



Product Codes:

Aurora (Visual pack)

1905AUR (Passage)
1915AUR (Privacy)
1920AUR (Dummy)
1940AUR (Entrance)

Aurora (Trade Pack)

1900AUR (Passage)
1910AUR (Privacy)

*Add finish to the end of product code
e.g. 1940AUR**BSC**

*Add **S** for Standard Pk at the end of code
e.g. 1940AURBSC**S**

*Add **K** for keyed at the end of code
e.g. 1940AURBSC**K**

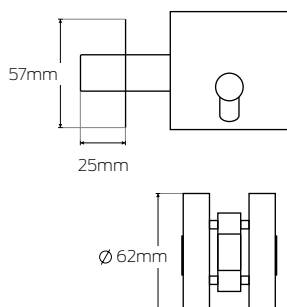
*Passage, Privacy and Dummy not available
in **SB** and **SG** finish

Deadbolt Square

● MB ● SC ● BC



Product featured: 1851SMMB



Deadbolt Square

1846SM (Single Cylinder)
1851SM (Double Cylinder)

*Add finish to the end of product code
e.g. 1851SM**BC**

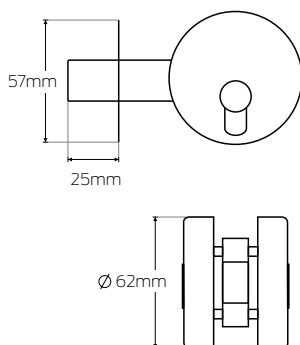
*Add **V** for Visual Pack to the end of product
code e.g. 1851SMBC**V**

Deadbolt Round

● MB ● SC ● BC ● BSC ● SB ● SG



Product featured: 1946SMBC



Deadbolt Round

1946SM (Single Cylinder)
1951SM (Double Cylinder)

*Add finish to the end of product code
e.g. 1946SM**BC**

*Add **V** for Visual Pack to the end of
product code e.g. 1946SMBC**V**

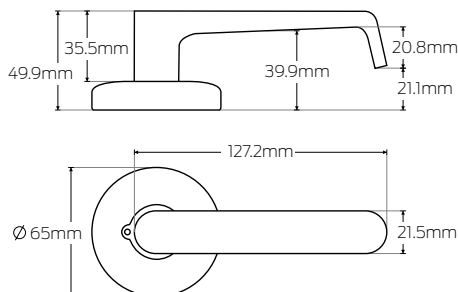
Neue Series lever designs

Telo 

● BSC ● AMB



Product featured: 1915TELAMB



Product Codes:

Telo (Visual pack)

1905TEL (Passage Set)

1915TEL (Privacy Set)

1920TEL (Dummy)

*Add finish to the end of product code
e.g. 1915TEL**AMB**

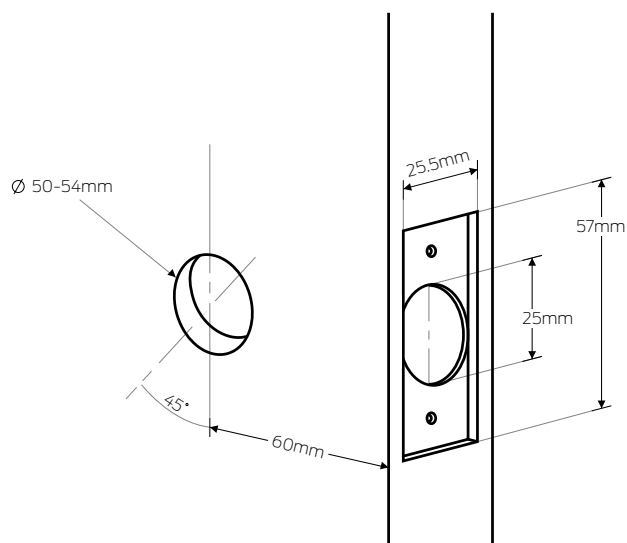
Neue Telo Lever

Designed to meet DDA requirements, the Neue Telo range delivers a contemporary style for any home.

- Designed for access and mobility
- Complies with Australian Standard AS1428.1.2021
- Easy to grip, return to face lever design
- 65mm smooth round rosette
- Simple to install with concealed fixing for a clean look
- Includes a dual sprung tubular latch (Passage/Privacy Only)
- Uses a standard 50-54mm cut-out

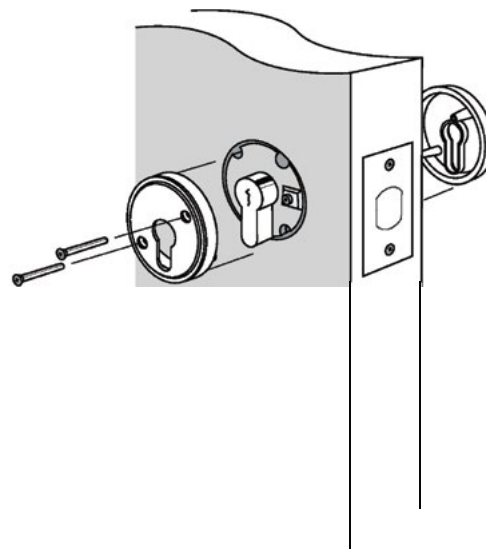
Neue Series door preparation

Passage & Privacy lever door preparation



Refer to PDGA0017R1 & PDGA0018R1

Double & single cylinder deadbolt preparation



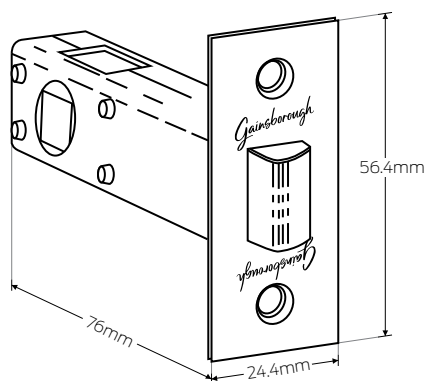
Refer to PDGA0014R1

Neue Series accessories

Passage Latch

60mm Backset

● MB ● BC ● SC



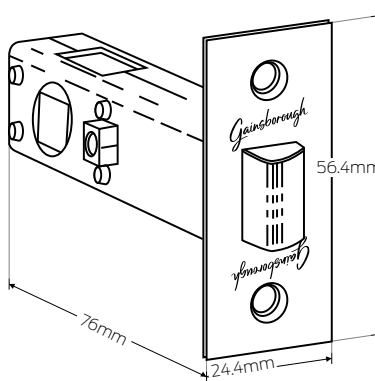
Product featured: 480

*Add finish to the end of product code e.g.
480MB

Privacy Latch

60mm Backset

● MB ● BC ● SC



Product featured: PT780/PL

*Add finish to the end of product code e.g.
PT780/PLBC



For more information visit
www.gainsboroughhardware.com.au

Gainsborough

Choice Series

Leversets



This affordable range has a unique style, ranging from classic lever design, smooth contours or a more contemporary styled lever with crisp edges.

From tapered Lianna and Bailey levers through rounded Olive, Florence and Carla to the classic look of the First Impressions entry handle set, the range offers the perfect solution for every home, adding elegance to any doorway.

Features

- Privacy leversets include a privacy latch as standard and feature internal locking button, panic release from inside and emergency access from outside to suit bedroom or bathroom doors
- Passage lever for general internal, non-locking doors
- Made from tried-and-tested zinc alloy for durability

Specifications Guide

*Product code format works only horizontal from left to right in chosen row.

Visual Pack

Series	Function	Lever Style	Handing	Finish
Choice 1	Passage set 05 Privacy set 15 Dummy set 20	Lianna LIA Amelia AME Carla CAR Florence FLO Bailey BAI Olive OLI	Left Handed L Right Handed R	Refer to next page

Series	Function	Lever/Knob Style	Finish
Choice 5	Passage set 00 Privacy set 10 Dummy set 05 Entrance set 40	Ambassador AMB Terrace TER	Refer to next page

Series	Function	Knob Style	Finish
Choice 8	Privacy set 10 Dummy set 05 Entrance set 40 Combination 701	Governor GOV First Impressions .85	Refer to next page

Series	Deadbolts	Cylinder	Finish
Choice 5	Deadbolts N/A	Single 45 Double 50	Refer to next page

Trade Pack

Series	Function	Lever Style	Handing	Finish
Choice 1	Passage set 00 Privacy set 10 Dummy set 20	Lianna LIA Amelia AME	Left Handed L Right Handed R	Refer to next page

- 1. Series**
Select the desired series e.g. **Choice** 1
- 2. Function**
Select the desired function e.g. **Passage** 05
- 3. Lever/knob Style**
Select the desired lever/knob style e.g. **Lianna** LIA
- 4. Handing** (only applicable to dummy levers)
Select the desired handing e.g. **Left Handed** L
- 5. Finish**
Select the desired finish e.g. **Matt Black** MB
105LIAMB

Specifications

	Passage	Privacy	Dummy
Door Type	Timber		
Door Thickness (mm)	32 - 45		
Bore Hole (mm)	50 - 54		N/A
Edge Bore (mm)	25		N/A
Backset (mm)	60		N/A
Locking	Non-Locking	Privacy	Non-Locking
Rose (mm)	60		

Choice Series lever functions

*Icons show right handed levers

Passage set (sold with or without latch)

Both levers always unlocked.



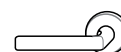
Privacy set (sold with latch)

Internal push button to lock outside lever with emergency release.



Dummy set

Inactive lever which is used as a door pull or matching trim.



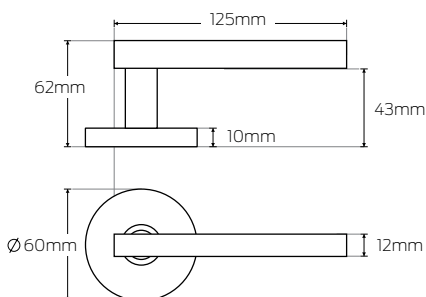
Choice Series lever designs

Lianna

● MB ● BC ● SC



Product featured: 115LIASC

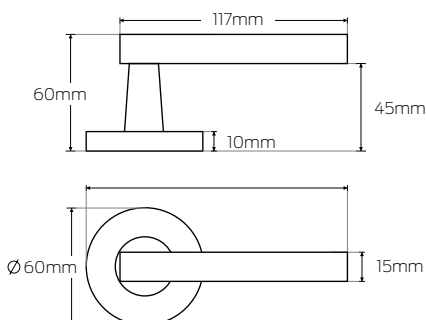


Amelia

● MB ● BC ● SC



Product featured: 115AMESC

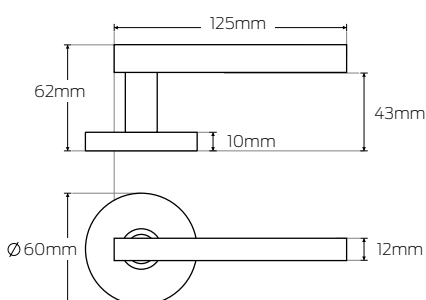


Carla

● BC ● SC



Product featured: 120CARLBC



Product Codes:

Lianna (Visual Pack)

105LIA (Passage)
115LIA (Privacy)

Lianna (Trade Pack)

100LIA (Passage)
110LIA (Privacy)
120LIAL (Dummy Left Handed)
120LIAR (Dummy Right Handed)

*Add finish to the end of product code
e.g. 115LIASC

*Latch sold separately in Trade Pack for
passage lever

Amelia (Visual Pack)

105AME (Passage)
115AME (Privacy)

Amelia (Trade Pack)

100AME (Passage)
110AME (Privacy)
120AMEL (Dummy Left Handed)
120AMER (Dummy Right Handed)

*Add finish to the end of product code
e.g. 115AMESC

*Latch sold separately in Trade Pack for
passage lever

Carla (Visual Pack)

105CAR (Passage)
115CAR (Privacy)

Carla (Trade Pack)

120CARL (Dummy Left Handed)
120CARR (Dummy Right Handed)

*Add finish to the end of product code
e.g. 120CARLBC

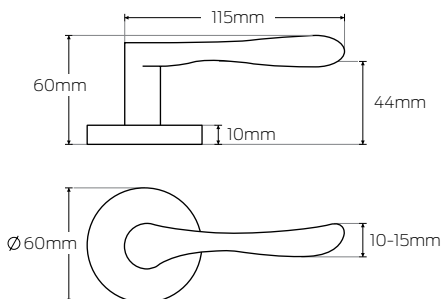
Choice Series lever designs

Florence

● BC ● SC



Product featured: 105FLOSC



Product Codes:

Florence (Visual Pack)

105FLO (Passage)

115FLO (Privacy)

Florence (Trade Pack)

120FLOL (Dummy Left Handed)

120FLOR (Dummy Right Handed)

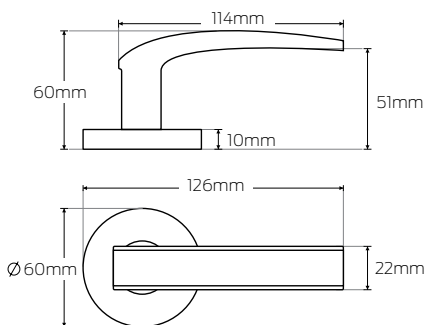
*Add finish to the end of product code
e.g. 105FLOSC

Bailey

● BC ● SC



Product featured: 120BAILBC



Bailey (Visual Pack)

105BAL (Passage)

115BAL (Privacy)

Bailey (Trade Pack)

120BAIL (Dummy Left Handed)

120BAIR (Dummy Right Handed)

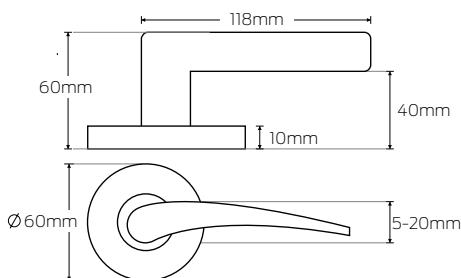
*Add finish to the end of product code
e.g. 120BAILBC

Olive

● BC ● SC



Product featured: 115OLISC



Olive (Visual Pack)

105OLI (Passage)

115OLI (Privacy)

Olive (Trade Pack)

120OLIL (Dummy Left Handed)

120OLIR (Dummy Right Handed)

*Add finish to the end of product code
e.g. 115OLISC

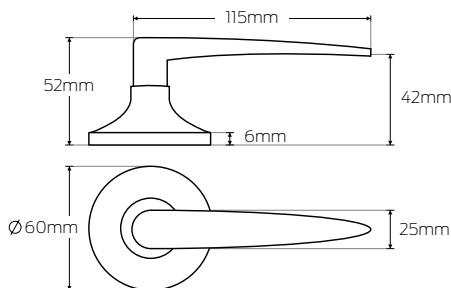
Choice Series lever designs

Ambassador

● BC ● SC



Product featured: 500AMBBCV



Product Codes:

Ambassador (Visual Pack)

500AMB (Passage)
510AMB (Privacy)
540AMB (Entrance)

Ambassador (Trade Pack)

500AMB (Passage)
510AMB (Privacy)
505AMB (Dummy)
540AMB (Entrance)

*Add finish to the end of product code
e.g. 500AMBBCV

*Add V to the end of product code for Visual
Pack e.g. 500AMBBCV

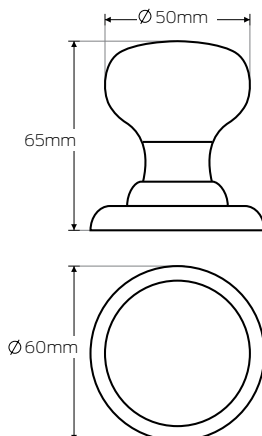
*Add S to the end of product code for Trade
Pack e.g. 500AMBBCS

Governor

● SS



Product featured: 805GOVSSS



Governor (Trade Pack)

800GOV (Passage)
810GOV (Privacy)
805GOV (Dummy)
840GOV (Entrance)
8701S (Combination Entrance)

*Combination Entrance includes deadbolt
on next page

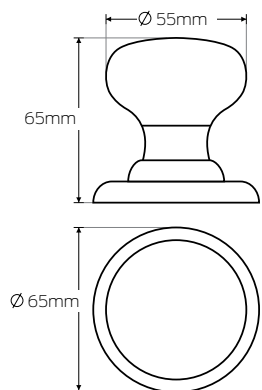
*Add finish to the end of product code
e.g. 805GOVSS

Terrace

● SS ● PSS



Product featured: 570TERSSV



Terrace (Visual Pack) - V

500TER (Passage)
510TER (Privacy)
540TER (Entrance)
570TER (Combination Entrance)

Terrace (Trade Pack)

500TER (Passage)
510TER (Privacy)

*Add finish to the end of product code
e.g. 570TERSSV

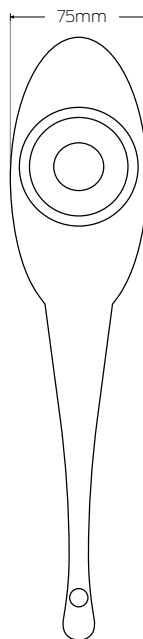
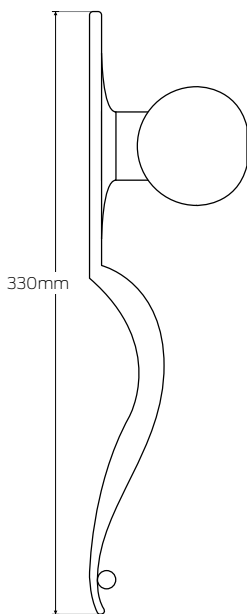
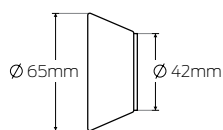
*Add V to the end of product code for Visual
Pack e.g. 570TERSSV

*Add S to the end of product code for Trade
Pack e.g. 570TERSSS

Choice Series lever designs

First Impressions

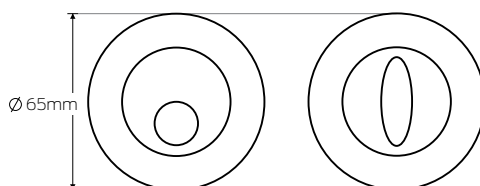
● SS



Product featured: 885ASSV

Deadbolt

● PB ● PSS ● SS



Product featured: 545PB

Product Codes:

First Impressions (Visual Pack) 885 (Entry Set)

*Add finish to the end of product code
e.g. 885ASSV

*Add S to the end of product code for Trade
Pack e.g. 885ASSV

*Knobset available with a 60mm backset
only

Deadbolt (Visual Pack) 550 (Double Cylinder)**

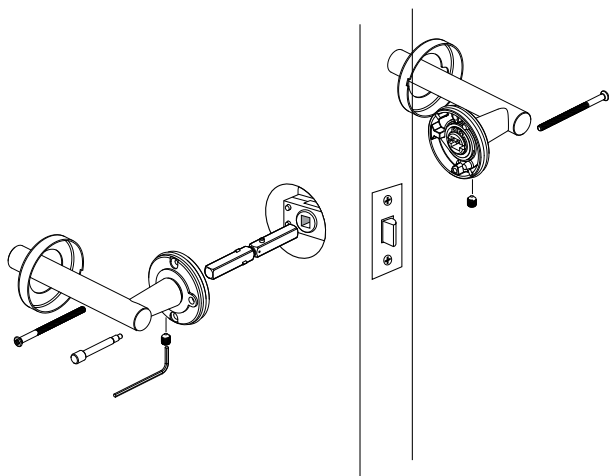
Deadbolt (Trade Pack) 545 (Single Cylinder) 550 (Double Cylinder)

*Add finish to the end of product code
e.g. 545PB


**Available in PSS and SS finishes only

Choice Series door preparation

Passage & Privacy door preparation



Refer to instructions: PDGA0024R1 for Privacy



Refer to instructions: PDGA0025R1 for Passage

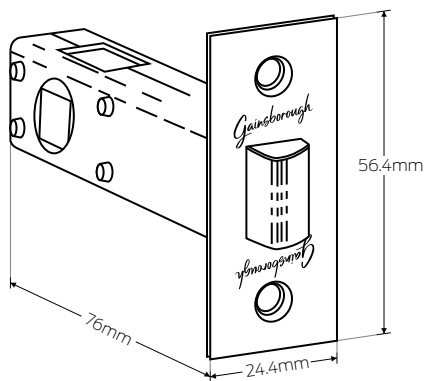
Choice Series accessories

*No spare components are available

Passage Latch

60mm Backset

● MB ● BC ● SC



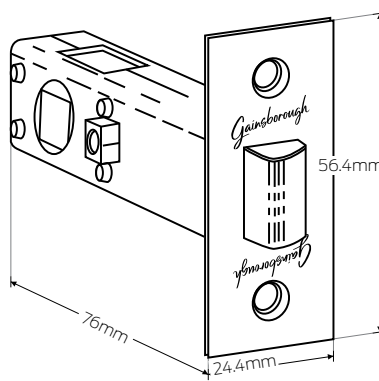
Product featured: 480

*Add finish to the end of product code e.g.
480**MB**

Privacy Latch

60mm Backset

● MB ● BC ● SC



Product featured: PT780/PL

*Add finish to the end of product code e.g.
PT780/PL**BC**



For more information visit
www.gainsboroughhardware.com.au

TRILOCK™

GAINSBOROUGH
freestyle

Freestyle Trilock

Entrance Sets



Features

- Pair it with Gainsborough Freestyle app for smart bluetooth control. Works on iOS and Android
- 3 modes of locking, passage, privacy and deadlock
- Assign, invite and schedule up to 20 users
- Manage access anywhere in the world. (When paired with the Gainsborough Freestyle Wi-Fi bridge)

Combining signature style with the latest technology. The new Gainsborough Freestyle Electronic Trilock® Urban Aurora smart lock combines our signature style with the latest technology, offering you quality finishes combined with unparalleled convenience and peace of mind.

Featuring a stylish metal design in matt black finish, this versatile lock is packed with discreet smart technology and will suit many home styles.

Specifications Guide

Visual Pack

Series	Backplate Style	Lever Style	Finish
Freestyle GFS	Urban 8951	Aurora AUR	Refer to next page

1. Series

Select the desired series e.g. Freestyle GFS
2. Rose

Select the desired backplate style e.g. Urban 8951
3. Function

Select the desired lever style e.g. Aurora AUR
4. Finish

Select the desired finish e.g. Matt Black MB
- GFS8951AURMB

Specifications

	Entrance
Door Type	Timber
Door Thickness (mm)	32-45
Bore Hole (mm)	50-54
Edge Bore (mm)	25
Backset (mm)	60
Locking	Locking
Rose (mm)	64

Freestyle Trilock Smart Lock Series lever functions

	External Closed	Open	Internal
Passage Both levers always unlocked.			
Privacy Internal push button to lock outside lever. Unlock by external keypad or internal by operating lever.			
Deadlock Can be set via keypad. Unlock by external key, keypad or internal key.			

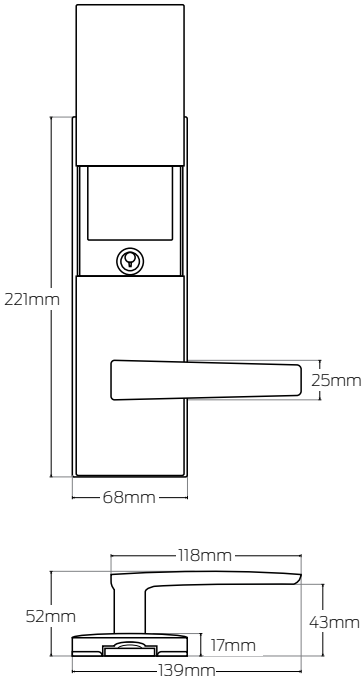
Freestyle Trilock Smart Lock Series lever design

Freestyle Electronic Trilock

● BSC ● MB



Product featured: GFS8951AURBSC



Product Codes:

Freestyle Electronic Trilock (Visual Pack)

GFS8951AURBSC

GFS8951AURMB

*Add finish to the end of product code
e.g. GFS8951AUR**BSC**

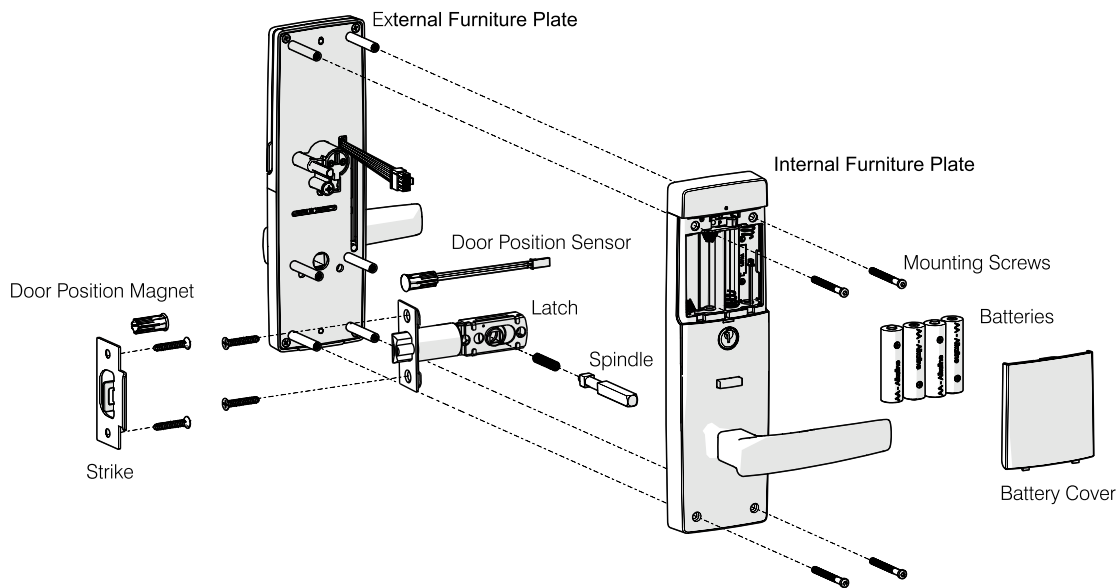
Freestyle Trilock Smart Lock Series accesories



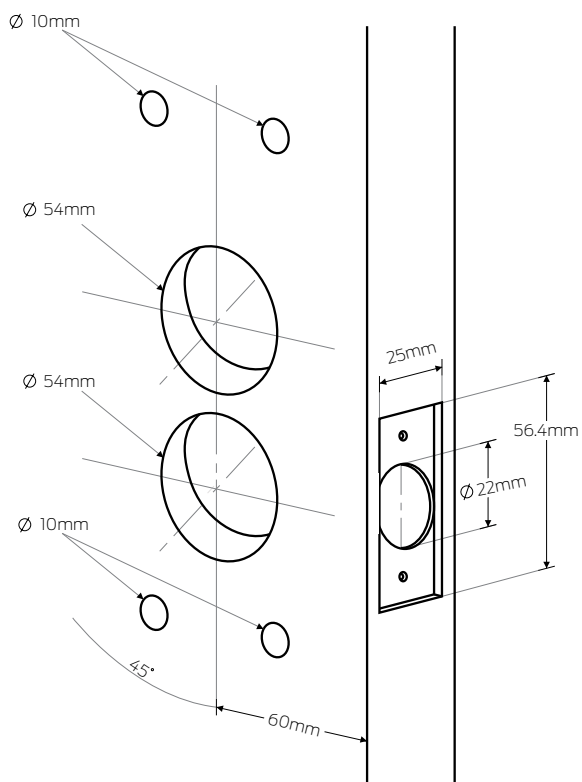
Product featured: GFS001WHV

Freestyle Trilock Smart Lock Series door preparation

Exploded View



Refer to instructions: PDGA0079



Refer to instructions: PDGA0080



For more information visit
www.gainsboroughhardware.com.au

Gainsborough

Trilock Series

Entrance Sets



Gainsborough Trilock design offers a combination of lockset, deadbolt and passage functions in one system.

Trilocks set the standard from your front doorstep, inspiring you to express your signature style with complementary levers throughout your home. All Trilocks feature state of the art tarnish-resistant finishes that can be matched in look and feel to your favourite interior levers.

Features

- Solid brass double 5 pin Euro profile cylinder can be keyed alike no other Gainsborough products for same key convenience
- The push button lockset mode from inside of the door features a panic release by simply turning the inside knob or lever
- Levers can be easily rotated during installation for use on left or right hand doors
- When unlocked and unsnibbed, Trilock operates as a normal passage set
- Lock body readily replaces old keylocks fitted to a standard 54mm hole
- Single handed operation (key operates all functions of the lock)
- Deadbolt 20mm throw for extra security

Specifications Guide

*Trilock function Cylinder available in Single and Double Cylinder.
*Product code format works only horizontal from left to right in chosen row.

Visual Pack

Series	Function	Backplate style	Lever style	Finish
Trilock 8	Cylinder 95 Dummy 20	Urban 1	Aurora AUR	Refer to next page
Series	Function	Backplate style	Lever style	Finish
Trilock 8	Cylinder 95 Dummy 20	Contemporary 1	Angular ANG Align ALI	Refer to next page
Series	Function	Backplate style	Lever style	Finish
Trilock 8	Cylinder 90	Eclipse 4	Allure ALL Enchant ENC	Refer to next page
Series	Function	Backplate style	Lever or Knob	Finish
Trilock 8	Cylinder 95 Dummy 20	Traditional 1	Lever TLE Knob TRI	Refer to next page

Trade Pack

Series	Function	Backplate style	Lever style	Finish
Trilock 8	Cylinder 90	Contemporary 1	Angular ANG Align ALI	Refer to next page
Series	Function	Backplate style	Lever style	Finish
Trilock 8	Cylinder 90	Traditional 1	Lever TLE Knob TRI	Refer to next page


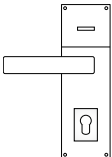

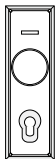
- Series**
Select the desired series e.g. **Trilock** 8
- Function**
Select the desired function e.g. **Double Cylinder** 95
- Backplate**
Select the desired backplate style design e.g. **Urban** 1
- Lever**
Select the desired lever/knob style e.g. **Aurora** AUR
- Finish**
Select the desired finish e.g. **Matt Black** MB
8951AURMB

Specifications

	Lever	Dummy Lever	Knob	Dummy Knob
Door Type	Timber			
Door Thickness (mm)	45			
Bore Hole (mm)	54			
Edge Bore (mm)	22	N/A	22	N/A
Backset (mm)	60			
Locking	Locking	Non-Locking	Locking	Non-Locking

*Backplate = The plate design to which the door handle secures.

Trilock Series lever functions

	Outside	Inside
Double Cylinder Lever and/or Knob Internal push button to lock outside lever		
Dummy Lever and/or Knob Inactive lever and/or knob which is used as a door pull or matching trim.		

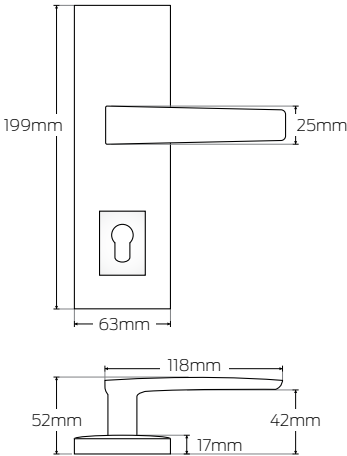
Trilock series lever/knob designs

Urban Aurora

● BSC ● MB



Product featured: 8951AURMB



Product Codes:

Urban Aurora (Visual Pack)
8951AUR (Double Cylinder)
8201AUR (Dummy)

Urban Aurora (Trade Pack)
8901AUR (Double Cylinder)

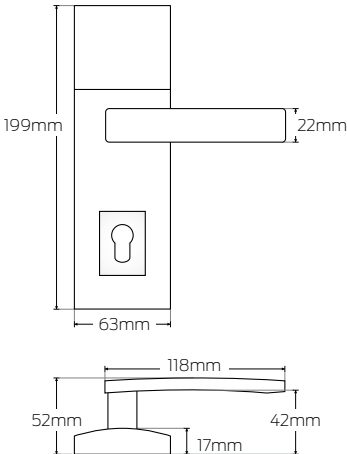
*Add finish to the end of product code
e.g. 8951AURMB

Contemporary Angular

● BC ● MB ● SC



Product featured: 8901ANGBC



Contemporary Angular (Visual Pack)
8951ANG (Double Cylinder)
8201ANG (Dummy)

Contemporary Angular (Trade Pack)
8901ANG (Double Cylinder)

*Add finish to the end of product code
e.g. 8901ANGBC

Trilock series lever/knob designs

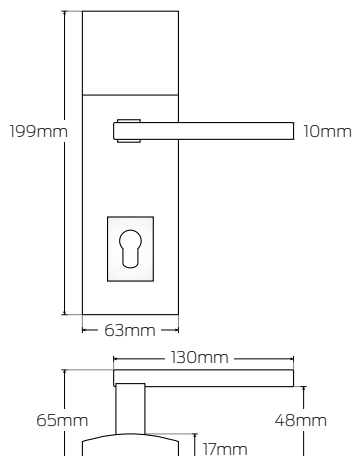
*Trilock Eclipse Allure SB & SG finishes coming Q3 2023

Contemporary Align

● SC



Product featured: 8901ALISC



Product Codes:

Contemporary Align (Visual Pack)

8951ALI (Double Cylinder)
8201ALI (Dummy)

Contemporary Align (Trade Pack)

8901ALI (Double Cylinder)

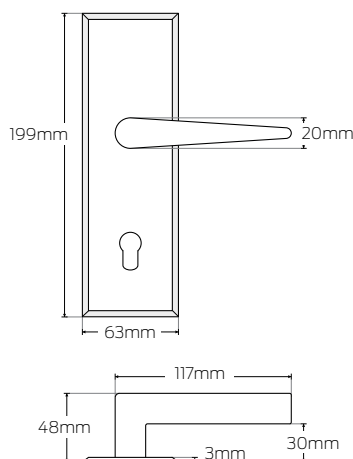
*Add finish to the end of product code
e.g. 8901ALISC

Eclipse Enchant

● SS



Product featured: 8904ENCSS



Eclipse Enchant (Trade Pack)

8904ENC (Double Cylinder)
8204ENC (Dummy)

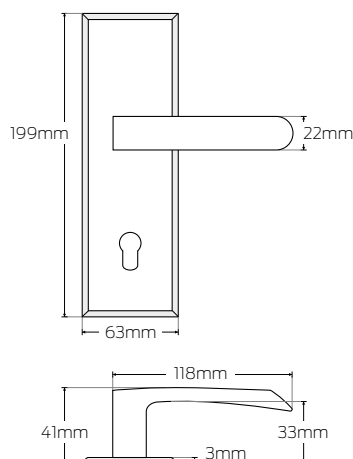
*Add finish to the end of product code
e.g. 8904ENCSS

Eclipse Allure

● SS ● PSS ● SB ● SG



Product featured: 8904ALLSS



Eclipse Allure (Trade Pack)

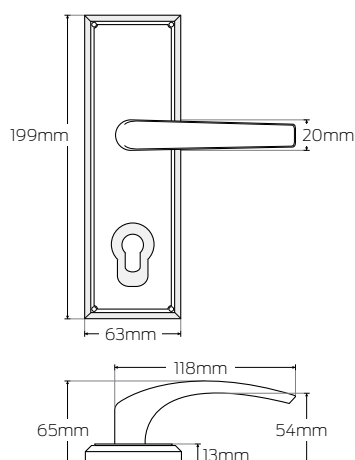
8904ALL (Double Cylinder)
8204ALL (Dummy)

*Add finish to the end of product code
e.g. 8904ALLSS

Trilock series lever/knob designs

Traditional Lever

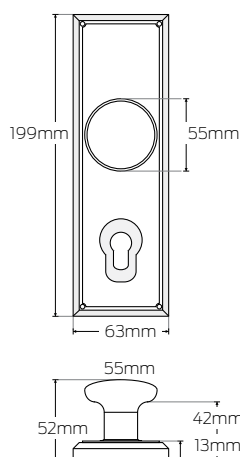
● BC ● BG ● SC



Product featured: 890TLEBG

Traditional Knob

● BC ● BG



Product featured: 895TRIBC

Product Codes:

Traditional Lever (Visual Pack)

895TLE (Double Cylinder)
820TLE (Dummy)

Traditional Lever (Trade Pack)

890TLE (Double Cylinder)

*Add finish to the end of product code
e.g. 890TLEBG

Traditional Knob (Visual Pack)

895TRI (Double Cylinder)
820TRI (Dummy)

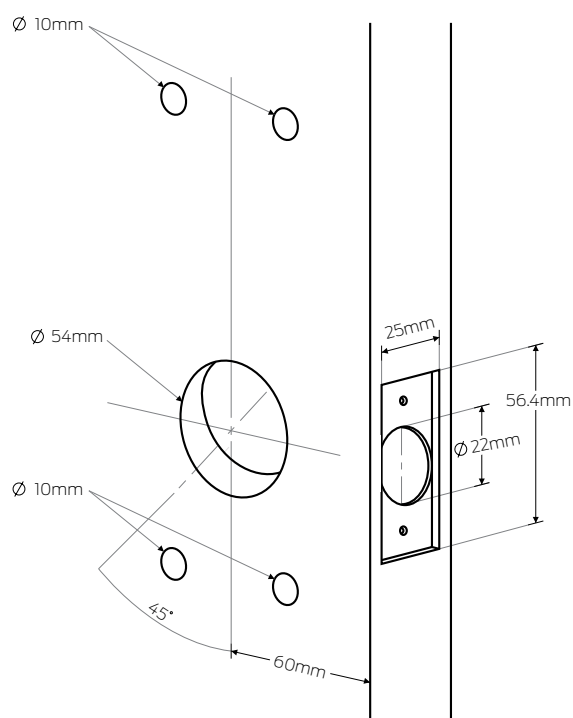
Traditional Knob (Trade Pack)

890TRI (Double Cylinder)

*Add finish to the end of product code
e.g. 895TRIBC

Trilock Series door preparation

Double cylinder door preparation



Refer to: PDGA0072



For more information visit
www.gainsboroughhardware.com.au

© Allegion 2023. All rights reserved. Material and design specifications subject to change without notice. Product colour reproduction is as near to actual product colour as production methods allow. Warning: Products in this brochure are the subject of registered designs and patents. This brochure relates to Australian and New Zealand products only and some product, design or specifications may differ in other countries.

Gainsborough

Trilock Omni

Internal and External doors

Explore our range of single and double handled external Omni Pull Handles range with our 3-in-1 Trilock technology made from 316 grade stainless steel or go with the Oblong Pull Handle range for both internal and external doors.



Features

- High quality construction to withstand changing weather conditions and salt spray
- Lock body can be easily re-handed at point of installation to ensure turn-button is on the inside
- Available in matt black and stainless steel finishes
- Complimentary with Gainsborough Trilock series

Specifications Guide

*Trilock function Cylinder is Single and Double Cylinder.
*Product code format works only horizontal from left to right in chosen row.

Series	Function	Size	Trilock Style	Finish
Trilock Omni 8	Dummy 20 Cylinder 90	600mm 5	Allure ALL Enchant ENC Back to Back BB	Refer to next page
Series	Function	Size	Trilock Style	Finish
Trilock Omni 8.	Dummy 20 Cylinder 90	450mm 6	Accent Allure ALL Back to Back BB	Refer to next page

- 1. Series**
Select the desired series e.g. **Trilock Omni** 8
- 2. Function**
Select the desired function e.g. **Double Cylinder** 90
- 3. Size**
Select the desired size e.g. **600mm** 5
- 4. Pull Handle**
Select the desired Trilock Style e.g. **Allure** ALL
- 5. Finish**
Select the desired finish e.g. **Matt Black** MB
8905ALLMB

Specifications

	Allure/Accent	Enchant	Back to Back
Door Type	Timber or Metal		
Door Thickness (mm)	45		
Bore Hole (mm)	54		
Backset (mm)	60		
Locking	Locking		

Omni Trilock designs

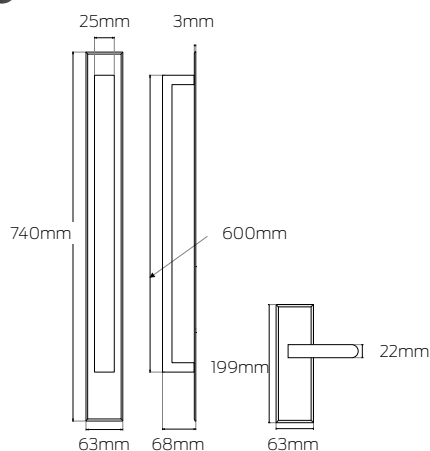
*Trilock Omni Allure SB & SG finishes coming Q3 2023

Trilock Omni Allure

● SS ● MB ● PSS ● SB ● SG



Product featured: 8205ALLMB



Product Codes:

Trilock Omni Allure

8905ALL (Double Cylinder Entrance Set)
8905BB (Back to Back Double Cylinder)
8205ALL (Dummy Entrance Set)
8205BB (Back to Back Dummy Trim Set)

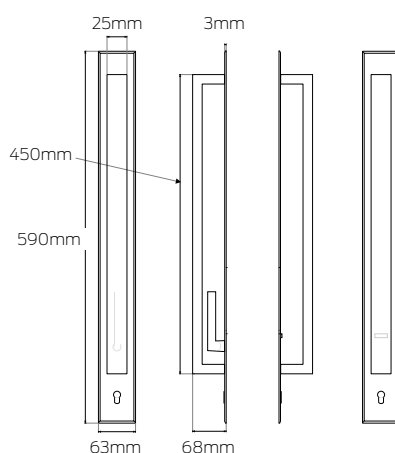
*Add finish to the end of product code
e.g. 8205ALLMB

Trilock Omni Accent Allure

● SS ● MB



Product featured: 8906BBMB



Trilock Omni Accent Allure

8206ALL (Allure Dummy Entrance Set)

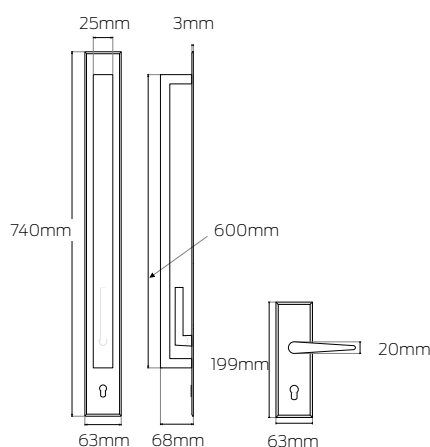
*Add finish to the end of product code
e.g. 8906BBMB

Trilock Omni Enchant

● SS ● MB



Product featured: 8905ENCSS



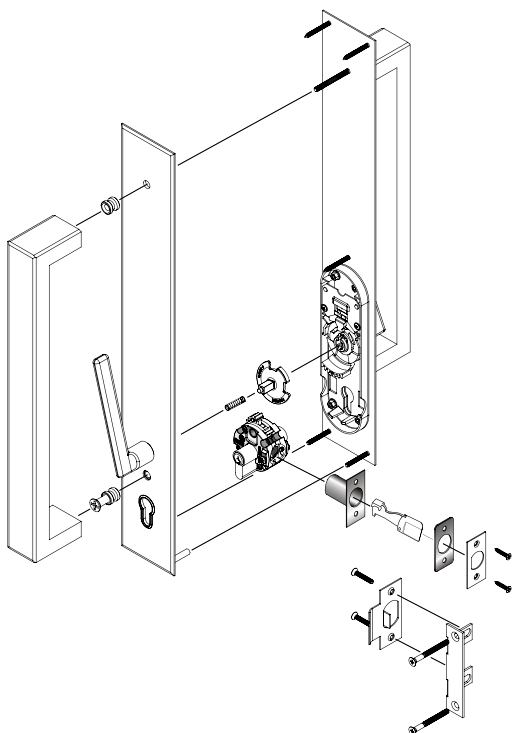
Trilock Omni Enchant

8905ENC (Double Cylinder Entrance Set)
8205ENC (Dummy Entrance Set)

*Add finish to the end of product code
e.g. 8905ENCSS

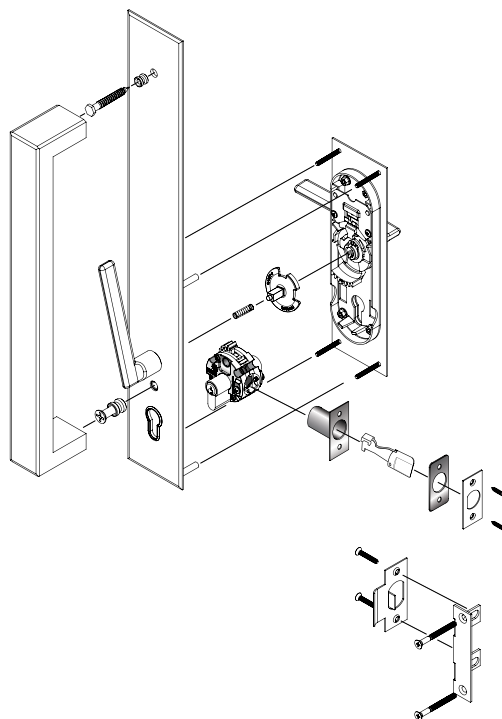
Trilock Omni Door preparation

Back to Back



Refer to: PAIT 147 NOV '12

Single Pull Handle with Trilock lever



Refer to: PAIT 148 NOV '12



For more information visit
www.gainsboroughhardware.com.au

© Allegion 2023. All rights reserved. Material and design specifications subject to change without notice. Product colour reproduction is as near to actual product colour as production methods allow. Warning: Products in this brochure are the subject of registered designs and patents. This brochure relates to Australian and New Zealand products only and some product, design or specifications may differ in other countries.

Gainsborough

Pull Handles

Internal and External doors



Features

- High quality construction to withstand changing weather conditions and salt spray
- Concealed fixing for a simple and clean look
- Available in stainless steel and matt black finishes

Gainsborough offers a total home solution for all types of doors, with easy installation.

The front door pull handle entrance set has all the components to make your home secure while adding style to the facade. Our Pull Handles offer superior styling and when selected with a Gainsborough mortice lock, combines to create unparalleled protection and security without compromising style.

Specifications Guide

*Product code format works only horizontal from left to right in chosen row.

Series	Function style	Pull Handle	Finish
Pull Handles	Oblong OBL	450mm 450PH 600mm 600PH	Refer to next page
Series	Function style	Pull Handle	Finish
Pull Handles 9	Commercial 266	600mm PH600 750mm PH750	Refer to next page
Series	Function style	Pull Handle	Finish
Pull Handles 9	Horizon 248	600mm PH600 750mm PH750	Refer to next page
Series	Function style	Pull Handle	Finish
Pull Handles 9	Horizon370 648 Horizon520 648	370 PH370 SET PHSET370 520 PH520	Refer to next page
Series	Function style	Pull Handle	Finish
Pull Handles 9	Curved 282	Curved PH600	Refer to next page
Series	Function style	Pull Handle	Finish
Pull Handles	Circular CIRC Semi SEMI	200mm 200PH	Refer to next page
Series	Function style	Pull Handle	Finish
Pull Handles	Linear LIN	356mm 356PH	Refer to next page
Series	Function style	Pull Handle	Finish
Pull Handles	Angled ANGL	230mm 230PH	Refer to next page
Series	Function style	Pull Handle	Finish
Pull Handles	Rectangle RECT	120mm 120PH	Refer to next page
Series	Function style	Pull Handle	Finish
Pull Handles	Ornate ORN	230mm 230PH	Refer to next page

*Products in black box will not be available once stock has been depleted.

1. Series

Select the desired series e.g. **Pull Handle** 9

2. Function

Select the desired function style e.g. **Commercial Grade** 266

3. Pull Handle

Select the desired pull handle size e.g. **Pull Handle 750mm** PH750

4. Finish

Select the desired finish e.g. **Stainless Steel** SS
9266PH750SS

Specifications

Oblong Pull Handles

	Oblong 450	Oblong 600
Door Type	Timber	
Door Thickness (mm)	45	
Bore Hole (mm)	25	
Backset (mm)	60mm(desired)	
Locking	Non-Locking	
Additional	Recommended for installation with a Neue series deadbolt (sold separately) 1846SM (Single Cylinder) 1851SM (Double Cylinder) *484RLS Roller Latch required	

Commercial Oblong Pull Handles

	Commercial Oblong 600	Commercial Oblong 750
Door Type	Timber	
Door Thickness (mm)	35-50	
Bore Hole (mm)	25	
Backset (mm)	60mm(desired)	
Locking	Non-Locking	
Additional	Recommended for installation with a Neue series deadbolt (sold separately) 1846SM (Single Cylinder) 1851SM (Double Cylinder) *484RLS Roller Latch required	

Horizon Pull Handles

	Horizon 370	Horizon 520	Horizon 600	Horizon 750
Door Type	Timber			
Door Thickness (mm)	35-50			
Backset (mm)	60mm(desired)			
Locking	Non-Locking			
Additional	Available with a Neue Deadbolt, Roller Mortice Lock and Escutcheons (sold separately)			

Specifications

	Ornate 230	Linear 356	Curved 600
Door Type	Timber		
Door Thickness (mm)	35-50		
Backset (mm)	60mm(desired)		
Locking	Non-Locking		
Additional	Available with a Neue Deadbolt, Roller Mortice Lock and Escutcheons (sold separately)		

	Rectangle 120	Circular 200	Semi-circular 200	Angled 230
Door Type	Timber			
Door Thickness (mm)	35-50			
Backset (mm)	60mm(desired)			
Locking	Non-Locking			
Additional	Available with a Neue Deadbolt, Roller Mortice Lock and Escutcheons (sold separately)			

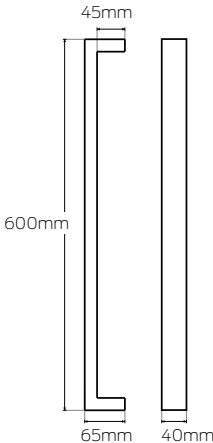
Pull Handle designs

Commercial Grade 600mm Oblong Pull Handle

● SS ● MB



Product featured: 9266PH600MB



Product Codes:

Commercial Grade Oblong 600mm
9266PH600 (Single - 1 per pack)
9266BBSET600 (Entrance set - 2 per pack)

*Add finish to the end of product code
e.g. 9266PH600**MB**

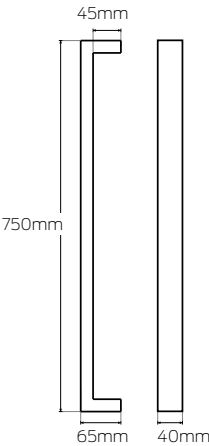
Pull Handle designs

Commercial Grade 750mm Oblong Pull Handle

● SS



Product featured: 9266PH750SS

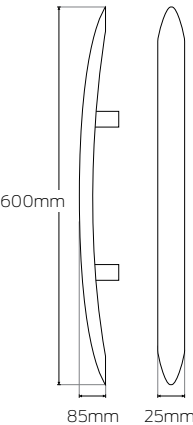


Curved 600mm Pull Handle

● SS



Product featured: 9282PH600SS

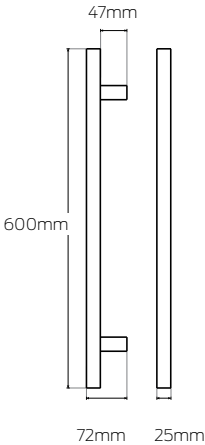


Horizon 600mm Pull Handle

● SS



Product featured: 9248PH600SS



Product Codes:

Commercial Grade Oblong 750mm

9266PH750 (Single - 1 per pack)

*Add finish to the end of product code
e.g. 9266PH750SS

Curved Pull Handle 600mm

9282PH600 (1 per pack)

*Add finish to the end of product code
e.g. 9282PH600SS

Horizon 600mm Pull Handle

9248PH600 (1 per pack)

*Add finish to the end of product code e.g.
9248PH600SS

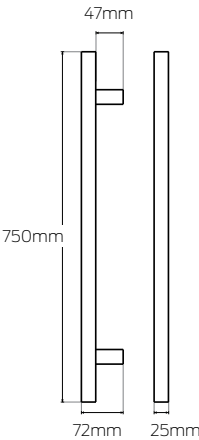
Pull Handle designs

Horizon 750mm Pull Handle

● SS



Product featured: 9248PH750SS



Product Codes:

Horizon 750mm Pull Handle

9248PH750 (1 per pack)

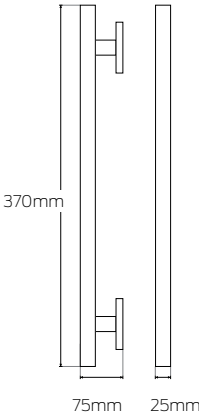
*Add finish to the end of product code e.g.
9248PH750SS

Horizon 370mm Pull Handle

● CP ● SC



Product featured: 9648PH370SC



Horizon 370mm Pull Handle

9648PH370 (Single - 1 per pack)

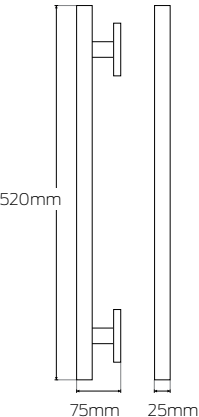
*Add finish to the end of product code
e.g. 9648PH370SC

Horizon 520mm Pull Handle

● CP ● SC



Product featured: 9648PH520CP



Horizon 520mm Pull Handle

9648PH520 (Single - 1 per pack)

*Add finish to the end of product code e.g.
9648PH520CP

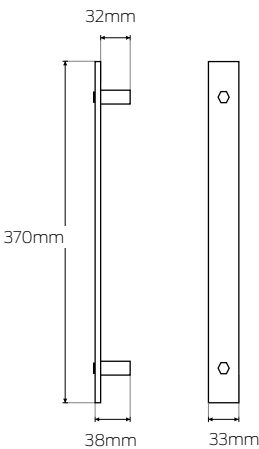
Pull Handle designs

Linear 356mm Pull Handle

● SS



Product featured: LIN356BBSETSS

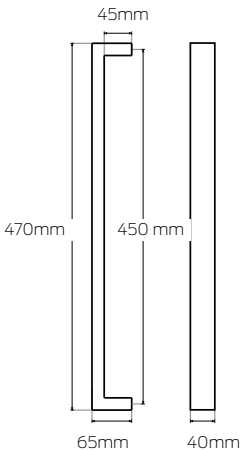


Oblong 450mm Pull Handle

● SS ● MB



Product featured: OBL450PHMB

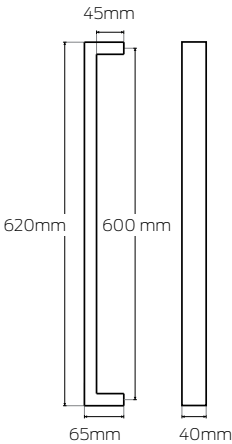


Oblong 600mm Pull Handle

● SS ● MB



Product featured: OBL600PHMB



Product Codes:

Linear 356mm Pull Handle

LIN356PH (Single - 1 per pack)
LIN356BBSET (Dual pack)

*Add finish to the end of product code
e.g. LIN356BBSETSS

*Linear Pull Handles will not be available
once stock is depleted.

Oblong 450mm Pull Handle

OBL450PH (Dual pack set)
OBL450PHENT (Entrance set)

*Add finish to the end of product code e.g.
OBL450PHMB

Oblong 600mm Pull Handle

OBL600PH (Dual pack set)
OBL600PHENT (Entrance set)

*Add finish to the end of product code e.g.
OBL600PHMB

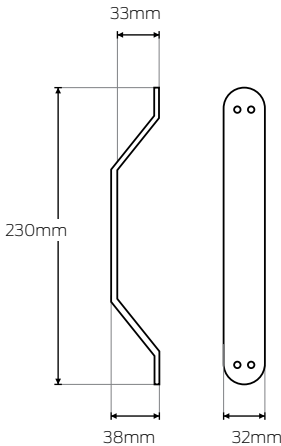
Pull Handle designs

Angled 230mm Pull Handle

● SS ● MB



Product featured: ANGL230PHMB

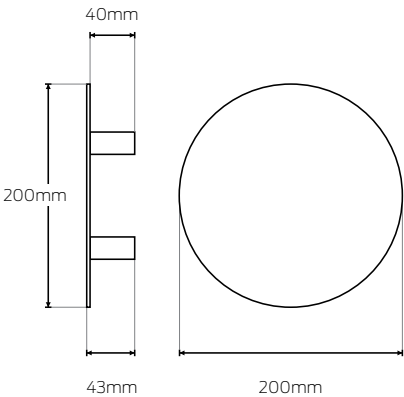


Circular 200mm Pull Handle

● SS ● MB



Product featured: CIRC200PHSS

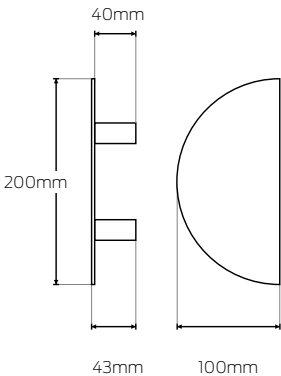


Semi-Circular 200mm Pull Handle

● SS ● MB



Product featured: SEMI200PHMB



Product Codes:

Angled 230mm Pull Handle

ANGL230PH

*Add finish to the end of product code e.g. ANGL230PHMB

*Angled Pull Handles will not be available once stock is depleted.

Circular 200mm Pull Handle

CIRC200PH

*Add finish to the end of product code e.g. CIRC200PHSS

Semi-Circular 200mm Pull Handle

SEMI200PH

*Add finish to the end of product code e.g. SEMI200PHMB

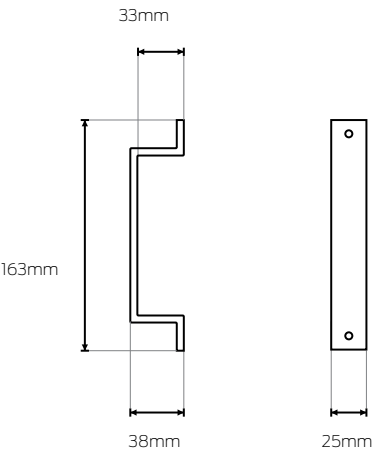
Pull Handle designs

Rectangle 120mm Pull Handle

● SS ● MB



Product featured: RECT120PHSS



Product Codes:

Rectangle 120mm Pull Handle

RECT120PH

*Add finish to the end of product code
e.g. RECT120PHSS

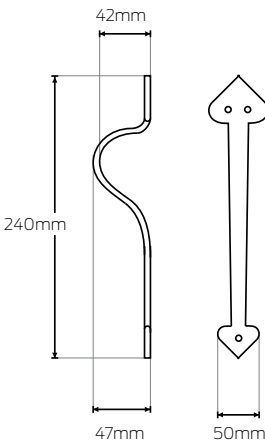
*Rectangle Pull Handles will not be available once stock is depleted.

Ornate 230mm Pull Handle

● BL



Product featured: ORN230PHMB



Ornate 230mm Pull Handle

ORN230PH

*Add finish to the end of product code
e.g. ORN230PHBL

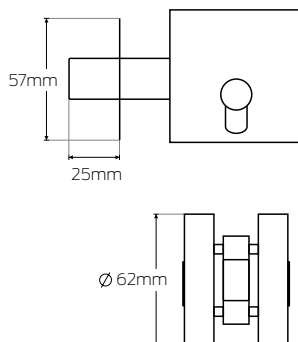
*Ornate Pull Handles will not be available once stock is depleted.

Pull Handle accesories

*No spare components are available
*Neue Round Deadbolt SB & SG finishes coming Q3 2023

Deadbolt Square

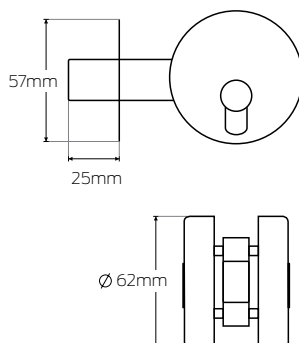
● MB ● SC ● BC



Product featured: 1851SMMBV

Deadbolt Round

● MB ● SC ● BC ● BSC ● SB ● SG



Product featured: 1946SMBC

Product Codes:

Deadbolt Square

1846SM (Single Cylinder)
1851SM (Double Cylinder)

*Add finish to the end of product code
e.g. 1851SMBC

*Add V for Visual Pack to the end of product
code e.g. 1851SMBCV

*484RLSS Roller Latch required for pull
handles and accessories

Deadbolt Round

1946SM (Single Cylinder)
1951SM (Double Cylinder)

*Add finish to the end of product code
e.g. 1946SMBC

*Add V for Visual Pack to the end of
product code e.g. 1946SMBCV

*484RLSS Roller Latch required for
pull handles and accessories



For more information visit
www.gainsboroughhardware.com.au

Gainsborough

TradePro

Lever and Entrance sets



TradePro™ is a trade range from Gainsborough, a leading distributor of high-quality door hardware and access solutions in Australia.

TradePro™ is an affordable door hardware range developed for residential homes delivering security, quality and performance. TradePro™ is available in contemporary styles and finishes for the everyday needs of homes including entrance door locksets, internal lever & knob, and deadbolts for added security.

Features

- TradePro™ can be builder keyed and used with the Gainsborough GR9 Keying System for added convenience, delivering a complete solution.
- TradePro™ Bela and Adel Locksets feature a contemporary yet functional style for any home and are available in entrance, privacy, passage and dummy functions.
- TradePro™ Bela and Adel Long Plate Entrance Sets feature a contemporary style for your entrance and external doors.
- TradePro™ Cass and Dani are contemporary style deadbolts in round and square styles and are designed for home with a modern lock.

Specifications Guide

*Product code format works only horizontal from left to right in chosen row.

Trade Pack

Series	Function	Lever style	Rose (Bela)	Finish
TradePro™ 14	Passage set 00 Privacy set 10 Dummy 20 Entrance 40	Adel PROADE Bela PROBEL	Round PROBEL Square PROSQBEL	Refer to next page

Series	Function	Lever style	Finish
TradePro™ 14	Long Plate 401	Adel LP ADE Bela LP BEL	Refer to next page

Series	Function	Lever style	Finish
TradePro™ 14	Passage set 00 Privacy set 10 Dummy 05 Entrance 40	Tristan PROTRI	Refer to next page

Series	Function	Knob style	Finish
TradePro™ 14	Passage set 00 Privacy set 10 Dummy 05 Entrance 40	Colton PROCOL	Refer to next page

Series	Function	Deadbolt style	Finish
TradePro™ 14	Single Cylinder 45 Double Cylinder ... 50	Cass PROCAS Dani PRODAN	Refer to next page

1. Series

Select the desired series e.g. **TradePro™** 14

2. Function

Select the desired function e.g. **Passage set** 00

3. Lever style

Select the desired lever design e.g. **Adel** PROADE

4. Finish



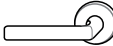


Select the desired finish e.g. **Matt Black** MB
1400PROADEMB

Specifications

	Passage	Privacy	Dummy	Deadbolt	Entrance
Door Type	Timber				
Door Thickness (mm)	32-45		N/A	32-45	
Bore Hole (mm)	50-54		N/A	N/A	50-54
Edge Bore (mm)	25		N/A	N/A	25
Backset (mm)	60			N/A	60
Locking	Non-Locking	Locking	Non-Locking	Locking	Locking
Rose (mm)	64				

TradePro Series functions

*Icons show right handed levers

Passage set (latch included) Both levers always unlocked.	
Privacy set (latch included) Internal push button to lock outside lever with emergency release.	
Dummy set Inactive lever which is used as a door pull or matching trim.	
Entrance set Key to lock and unlock for entrance doors.	
Deadbolt Secured bolt lock that requires key to lock. Available in double and single	

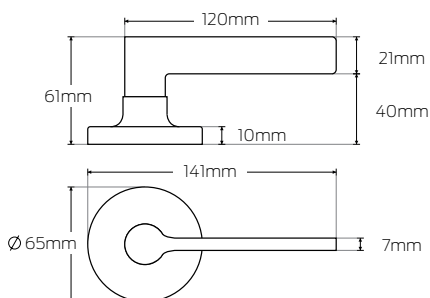
TradePro Series designs

Adel

● SC ● MB ● BC



Product featured: 1400PROADEMB



Product Codes:

Adel (Trade Pack)

1400PROADE (Passage set)
 1410PROADE (Privacy set)
 1420PROADE (Dummy)
 1440PROADE (Lockset - Keyed)

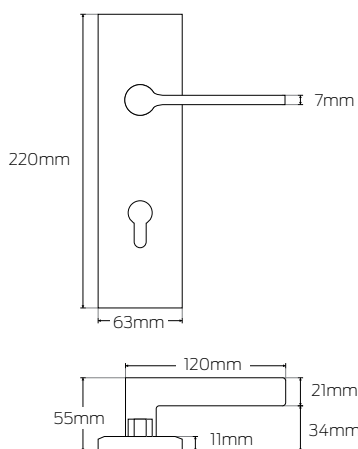
*Add finish to the end of product code
 e.g. 1400PROADEMB

Adel Long Plate

● SC ● MB ● BC



Product featured: 14401ADEMB



Adel Long Plate (Trade Pack)

14401ADE (Long Plate Entrance set)

*Add finish to the end of product code
 e.g. 14401ADEMB

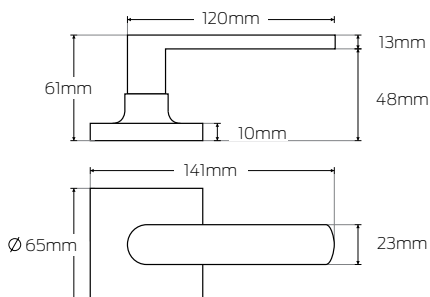
TradePro Series designs

Bela

● SC ● MB ● BC



Product featured: 1410PROSQBELSC



Product Codes:

Bela (Trade Pack)

Round Rose:

1400PROBEL (Passage set)
1410PROBEL (Privacy set)
1420PROBEL (Dummy)
1440PROBEL (Lockset - Keyed)

Square Rose:

1400PROSQBEL (Passage set)
1410PROSQBEL (Privacy set)
1420PROSQBEL (Dummy)
1440PROSQBEL (Entrance set)

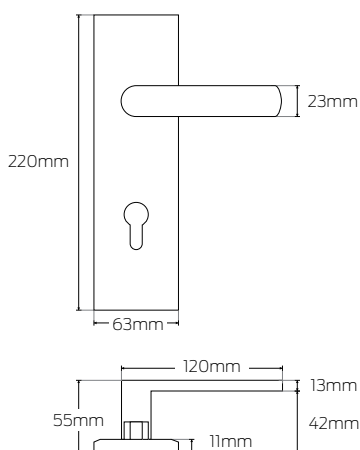
*Add finish to the end of product code
e.g. 1410PROSQBELSC

Bela Long Plate

● SC ● MB ● BC



Product featured: 14401BELBC



Bela (Trade Pack)

14401BEL (Long Plate Entrance set)

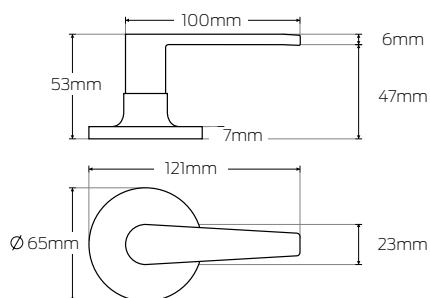
*Add finish to the end of product code
e.g. 14401BELBC

Tristan

● SC ● BC



Product featured: 1405PROTRISC



Tristan (Trade Pack)

1400PROTRI (Passage set)
1410PROTRI (Privacy set)
1405PROTRI (Dummy)
1440PROTRI (Lockset - Keyed)

*Add finish to the end of product code
e.g. 1405PROTRISC

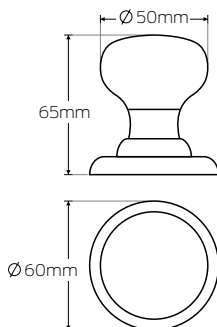
TradePro Series designs

Colton (Knob set)

● SS ● PSS



Product featured: 1440PROCOLSS



Product Codes:

Colton (Trade Pack)

1400PROCOL (Passage set)
1410PROCOL (Privacy set)
1405PROCOL (Dummy)
1440PROCOL (Entrance set)

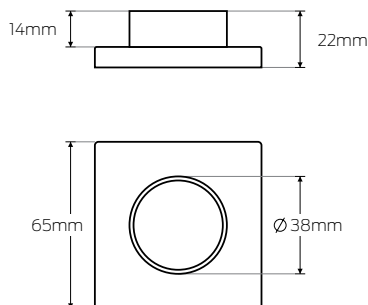
*Add finish to the end of product code
e.g. 1440PROCOLSS

Dani (Deadbolt)

● SC ● MB ● BC



Product featured: 1450PRODANBC



Dani (Trade Pack)

1445PRODAN (Single Cylinder)
1450PRODAN (Double Cylinder)

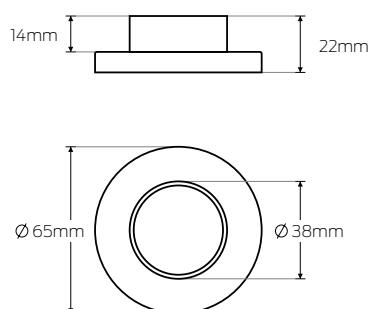
*Add finish to the end of product code
e.g. 1450PRODANBC

Cass (Deadbolt)

● SC ● MB ● BC



Product featured: 1445PROCASMB



Cass (Trade Pack)

1445PROCAS (Single Cylinder)
1450PROCAS (Double Cylinder)

*Add finish to the end of product code
e.g. 1445PROCASMB



For more information visit
www.gainsboroughhardware.com.au

Gainsborough

Sliding Cavity Door Sets



Features

- Privacy set lock or unlock with turn button function and external emergency release
- 60mm backset
- Available in a variety of finishes and styles

Gainsborough extensive range of sliding cavity door sets feature stylish square or round escutcheons in a plethora of contemporary finishes, from satin brass through matt black to aged brushed copper, finishes to match your other hardware.

Easy to install and use, the range includes passage and privacy and connecting sets.

Product Featured:
Circular sliding cavity set Passage Set in Matt Black - 396MB

Specifications Guide

*Product code format works only horizontal from left to right in chosen row.

Visual & Trade Pack

Style	Function	Finish	Pack
Circular 39	Passage 6 Privacy 5 Connecting 7	Refer to next page	Visual Pack C Trade Pack S
Style	Function	Finish	Pack
Square 38	Passage 6 Privacy 5	Refer to next page	Visual Pack C Trade Pack S
Style	Function	Finish	Pack
Rectangular 39	Passage 4 Privacy 3	Refer to next page	Visual Pack C Trade Pack S

- 1. Style**
Select the desired style e.g. **Circular** 39
- 2. Function**
Select the desired function e.g. **Passage** 6
- 3. Finish**
Select the desired finish e.g. **Matt Black** MB
- 4. Visual or Trade Pack**
Select the desired pack e.g. **Visual Pack** C
396MBC

Specifications

	Passage	Privacy	Connecting
Door Type	Timber		
Door Thickness (mm)	35-45	32-45	N/A
Bore Hole (mm)	54	54	54
Edge Bore (mm)	25		
Backset (mm)	60		
Locking	Non-Locking	Locking	Locking

Sliding cavity sets designs

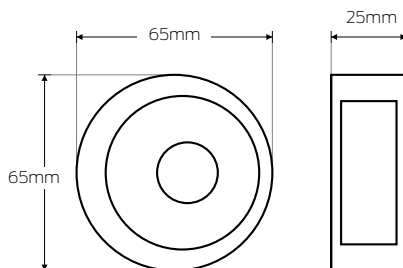
*Trade Packs only available in specific finishes
*Circular sliding cavity sets SB & SG finishes coming Q3 2023

Circular sliding cavity set

● SC ● MB ● BC ● BSC ● ABC ● SB ● SG



Product featured: 395ABCC



Product Codes:

Circular sliding cavity set

395 (Privacy)
396 (Passage)
397 (Connecting)

*Add finish to the end of product code e.g.
395**ABC**

*Add C at the end for Visual Pack
e.g. 395**ABCC**

Add S at the end for Trade Pack
e.g. 395**ABCS**

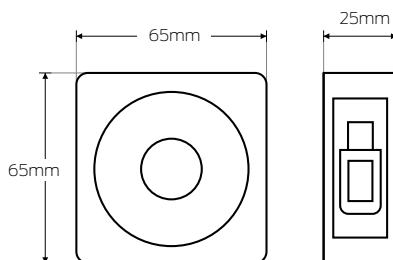
*Latch included

Square sliding cavity set

● SC ● MB ● BC



Product featured: 385BCC



Square sliding cavity set

385 (Privacy)
386 (Passage)

*Add finish to the end of product code e.g.
385**BC**

*Add C at the end for Visual Pack
e.g. 385**BCC**

Add S at the end for Trade Pack
e.g. 385**BCS**

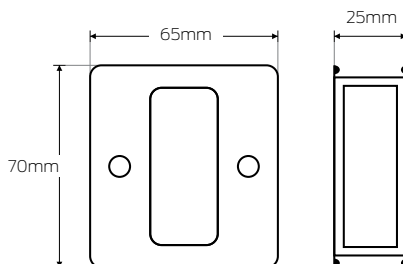
*Latch included

Rectangular sliding cavity set

● SC ● PB ● BC



Product featured: 393PBC



Rectangular sliding cavity set

393 (Privacy)
394 (Passage)

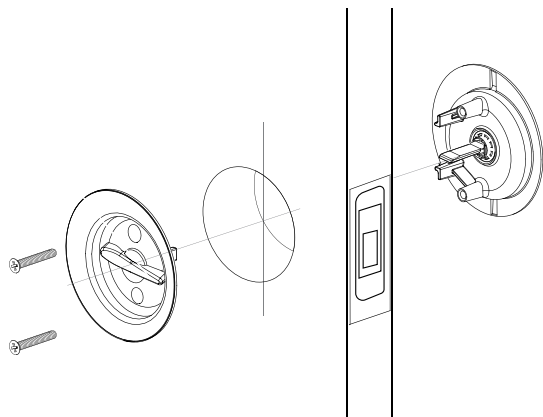
*Add finish to the end of product code
e.g. 393**PB**

*Add C at the end for Visual Pack
e.g. 393**PBC**

*Latch included

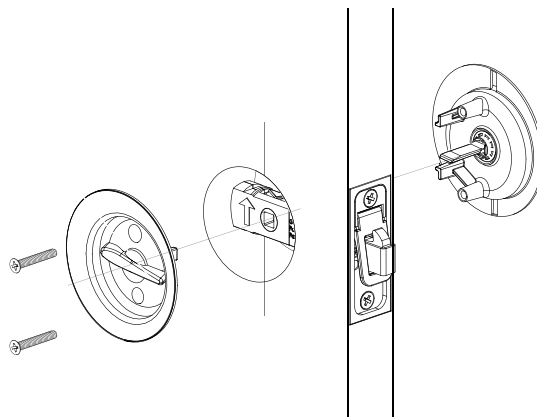
Sliding cavity set door preparation

Passage



Refer to: PDGA0030 for Passage

Privacy



Refer to: PDGA0029 for Privacy

Sliding cavity set accessories

Strike Plate to Suite 385, 395, or 397

● BC ● SC

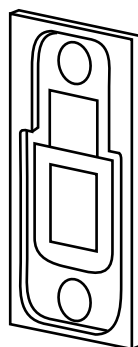


Product Featured: 395SP

*Add finish to the end of product code
e.g. 395SPBC

Face Plate and Pull Tab Assembly kit for 386 and 396

● BC ● PB ● SC



Product Featured: 396FP

*Add finish to the end of product code
e.g. 396FPBC



For more information visit
www.gainsboroughhardware.com.au

Gainsborough

Flush Pulls

Internal Sliding Door Access



Features

- The Gainsborough flush pulls are made to suit residential environments and complement the
- Available in a range of finishes
- Easy to install with a screwdriver.

Gainsborough's range of Flush Pulls are the perfect accompanying hardware which will work seamlessly throughout your home. With stylish finishes and easy to install our Flush Pulls are ideal for kitchen pantries, ensuite bathrooms and sliding doors.

Flush pulls can have a significant visual impact on the design and bring a lot of beauty to the space. Choose from a selection of finishes and find the one that suits your project best.

Product Featured:
730 Series Flush Pull 150mm in Aged Brushed Copper - 730FP150ABC

Specifications Guide

*Product code format works only horizontal from left to right in chosen row.

Series	Style Size	Finish
730 730FP	150mm 150 250mm 250 350mm 350	Refer to next page

Series	Function Style	Finish	Pack
Flush Pull 3	Rectangular 92 Radius 90	Refer to next page	Visual Pack C Trade Pack S

Series	Function Style	Finish	Pack
Flush Pull 66	Ring 00	Refer to next page	Visual Pack C

1. Series

Select the desired series e.g. 3 3

2. Style size

Select the desired style size e.g. Rectangular 92

3. Finish

Select the desired finish e.g. Aged Brushed Copper ABC

4. Pack

Select the desired pack e.g. Visual Pack C
392ABCC

Specifications

	730	Ractangular	Radius	Radius
Door Type	Timber			
Door Thickness (mm)	35 - 50			
Bore Hole (mm)	N/A			
Edge Bore (mm)	N/A			
Backset (mm)	N/A			
Locking	Non-Locking			

Flush Pull Series designs

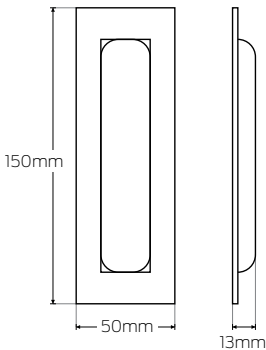
*Visual Pack **C** (2 per pack)
*Trade Pack **S** (1 per pack)
*Trade Packs only available in specific finishes

730 Flush Pull

● SB ● MB ● ABC ● SS ● SG



Product featured: 730FP150SB

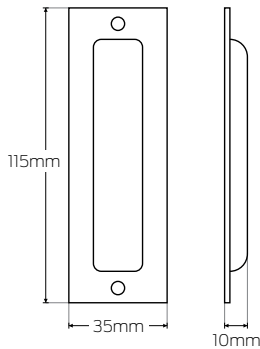


Rectangular Flush Pull

● ABC ● BC ● BG ● BSC ● SC ● SG ● SB ● MB



Product featured: 392SGS

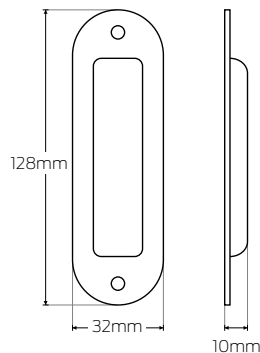


Radius Flush Full

● BC ● BG ● MB ● SC



Product featured: 390BGS



Product Codes:

730 Flush Pull

730FP150 (150mm)
730FP250 (250mm)
730FP350 (350mm)

*Add finish to the end of product code
e.g. 730FP150**SB**

*730 Flush Pull does not require pack code
e.g. 730FP150**SB**

Rectangular Flush Pull

392

*Add finish to the end of product code
e.g. 392**SGS**

*Add **S** to the end of product code for Trade Pack e.g. 392**SGS**

Radius Flush Pull

390

*Add finish to the end of product code
e.g. 390**BGS**

*Add **C** to the end of product code for Visual Pack e.g. 6600**SCC**

*Add **S** to the end of product code for Trade Pack e.g. 390**BGS**

Flush Pull Series designs

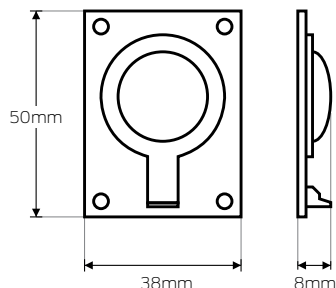
*Visual Pack **C** (2 per pack) only for Ring Flush Pull

Ring Flush Pull

● SC ● BC



Product featured: 6600SCC



Product Codes:

Ring Flush Pull 6600

*Add finish to the end of product code
e.g. 6600**SC**

*Add **C** to the end of product code for Visual
Pack e.g. 6600**SCC**



For more information visit
www.gainsboroughhardware.com.au

Gainsborough

Classic Knobs

Internal sets



Traditional in appearance our internal door knobs are suitable for many rooms throughout your home.

With passage, privacy and dummy trim options available, they will suit doors in bedrooms, kitchens, laundries and bathrooms. Doorknobs come in a number of different finishes.

Features

- Available in three classic finishes
- The smooth round design of the classic Warm White Passage doorknob will work seamlessly with the eclectic mix of colours, patterns and textures of a Boho style home
- The all-round shape of the passage doorknob will create a clean classic look

Specifications Guide

*Product code format works only horizontal from left to right in chosen row.

Visual Pack

Series	Function	Finish
Diplomat 3	Passage set 05D Wardrobe 56D Dummy set 20D	Refer to next page
Series	Function	Finish
White 13	Passage set 05WHI Wardrobe set 56WHI Dummy set 20WHI	Refer to next page
Series	Function	Finish
Warm White 13	Passage set 05WAW Wardrobe set 56WAW	Refer to next page




1. Series
Select the desired series e.g. **Diplomat** 3
2. Function
Select the desired function e.g. **Passage set** 05D
3. Finish
Select the desired finish e.g. **Bright Chrome** BC
305DBCBC

Specifications

	Passage	Wardrobe	Dummy
Door Type	Timber		
Door Thickness (mm)	32-45	N/A	
Bore Hole (mm)	50-54	N/A	
Edge Bore (mm)	25	N/A	
Backset (mm)	60	N/A	
Locking	Non-Locking		
Rose (mm)	65		

Classic Knob Series functions

*Icons show right handed levers

Passage set Both knobs always unlocked. (Latches sold separately)	
Wardrobe set Inactive knob which is used as a door pull or matching trim. (Latches sold separately)	
Dummy set Inactive knob which is used as a door pull or matching trim. (Latches sold separately)	

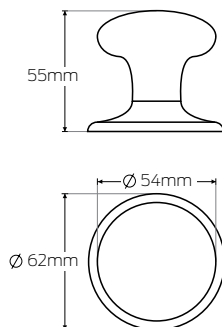
Classic Knob Series designs

Diplomat

● BG ● BC ● SC



Product featured: 305DBCBC

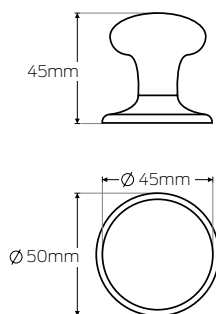


Diplomat Wardrobe Set

● BG ● BC ● SC



Product featured: 356DBCBC

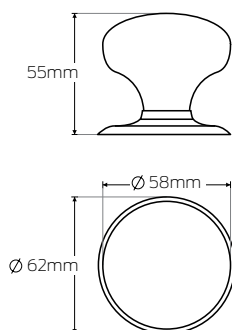


White

● BG ● BC ● SC



Product featured: 1305WHISC



Product Codes:

Diplomat

305D (Passage set)

320D (Dummy set)

*Add finish to the end of product code
e.g. 305DBCBC

***Diplomat Dummy Set will not be available once stock is depleted.**

Diplomat

356D (Wardrobe set)

*Add finish to the end of product code
e.g. 356DBCBC

***Diplomat Wardrobe Set in Bright Goldtone will not be available once stock is depleted.**

White

1305WHI (Passage set)

1320WHI (Dummy set)

*Add finish to the end of product code
e.g. 1305WHISC

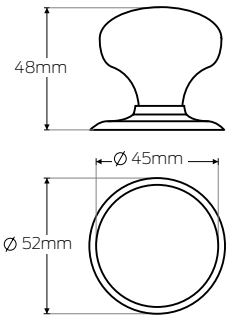
Classic Knob Series designs

White Wardrobe

 BG  BC  SC



Product featured: 1356WHISC

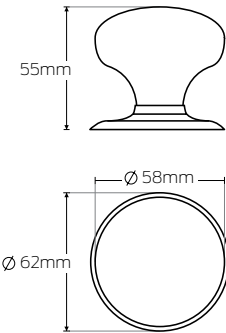


Warm White

 BG



Product featured: 1305WAWBG

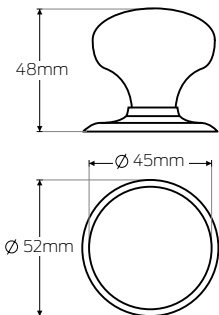


Warm White Wardrobe

 BG



Product featured: 1356WAWBG



Product Codes:

White
1356WHI (Wardrobe set)

*Add finish to the end of product code
e.g. 1356WHISC

Warm White
1305WAW (Passage set)

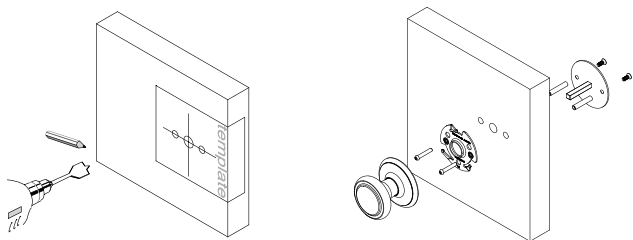
*Add finish to the end of product code
e.g. 1305WAWBG

Warm White
1356WAW (Wardrobe set)

*Add finish to the end of product code
e.g. 1356WAWBG

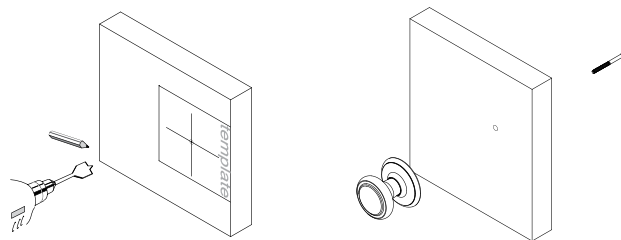
Classic Knob Series door preparation

Passage



Refer to instructions: PDGA0004

Wardrobe



Refer to instructions: PDGA0004

Classic Knob Series accessories

Classic Series Adaptor Kit

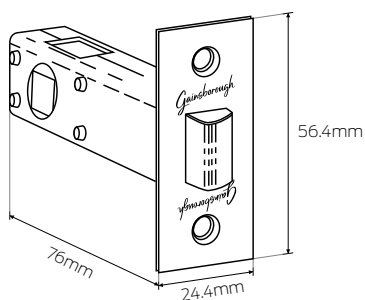
● BG ● BC ● SC



Product featured: 309BGC

480 Latch (sold separately)

● BG ● BC ● SC



Product featured: 480



For more information visit
www.gainsboroughhardware.com.au

Security Door

Patio Hardware



Features

Designed and made locally here in Australia by Austral Lock, the Yarra Ridge, SD7 and HD7 deadlocks are suitable for hinged and sliding patio doors.

Featuring modern, ergonomic styling and robust all-metal design, they can be installed on most timber and aluminium patio doors.

- Easy to install
- Maximum security for your backyard
- Australian designed and manufactured

Specifications Guide



*Product code format works only horizontal from left to right in chosen row.

Series Security Door	Function Sliding	Product SD7 Yarra Ridge	Finish Refer to next page
Series Security Door	Function Hinged	Product HD7	Finish Refer to next page

Specifications

	SD7	Yarra Ridge	HD7
Door Type	Timber		
Door Thickness (mm)	19-21	21.3-46.4	19-25
Backset (mm)	28	N/A	28
Locking	Locking		
Application	External		

Security Door Series functions

Sliding A door that is opened or closed by pushing or pulling the door sideways	
Hinged A door that is opened and closed by pushing or pulling the door	

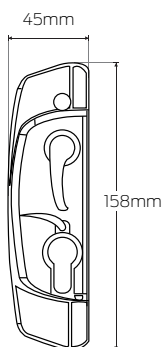
Security Door Series designs

SD7

● BL



Product featured: SD7BLV

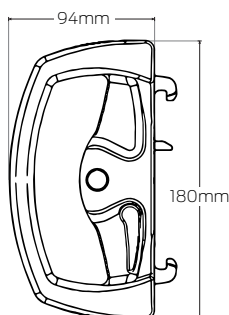


Yarra Ridge

● BL



Product featured: YR4050BLV

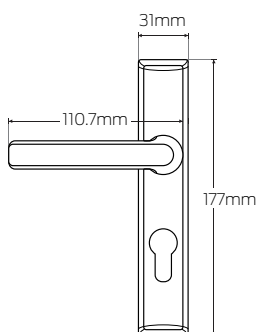


HD7

● BL



Product featured: HD7BLV



Product Codes:

SD7

SD7

*Add finish to the end of product code
e.g. SD7BLV

Yarra Ridge

YR4050 (Single Cylinder)

YR4550 (Double Cylinder)

*Add finish to the end of product code
e.g. YR4050BLV

HD7

HD7

*Add finish to the end of product code
e.g. HD7BLV



For more information visit
www.gainsboroughhardware.com.au

Gainsborough

Mortice Locks



Features

- Suitable to use together with Gainsborough Pull Handles
- Available in either single or double cylinder
- Available in Satin Chrome finish

Gainsborough Mortice Locks are available in both single and double cylinder options.

Our series of locks include butterfly claw action deadbolt to suit sliding doors, and a spring latch with double throw deadbolt for added security.

Product Featured:
Double Cylinder Mortice Lock with 60mm Backset in Satin Chrome - 755SC60



Specifications Guide

Series	Function	Backset	Finish
Mortice Lock	Single Cylinder Double Cylinder	50mm 57mm 60mm	Refer to next page

Specifications

	755	758	760	768	775	778
Door Type	Timber					
Door Thickness (mm)	35-45					
Backset (mm)	60	60	57	60	60	60
Locking	Locking					
Application	External					

Mortice lock functions

Sliding A door that is opened or closed by pushing or pulling the door sideways	
Hinged A door that is opened and closed by pushing or pulling the door	

Mortice lock Series designs

755

● SC



Product featured: 755SC60

758

● SC



Product featured: 758SC60

Product Codes:

755

755SC60 (Double Cylinder)

*Suitable to use with Gainsborough Pull Handles

*Lock and unlock with a key from either side

*Note: for different door thicknesses, cylinder may be ordered separately

* Cylinder escutcheons included.

758

758SC60 (Single Cylinder)

*Suitable to use with Gainsborough Pull Handles

*Solid brass butterfly claw single cylinder deadbolt

* Single Cylinder Thumbturn - Lock or unlock with key from outside or turn-button thumbturn from inside

* Cylinder escutcheons included

Mortice lock Series designs

760
● SC



Product featured: 760SC

768
● SC



Product featured: 768SC

Product Codes:

760
760SC (Double Cylinder)

*Suitable to use with external sliding doors & Gainsborough Pull Handles

*Lock and unlock with a key from either side

*Note: for different door thicknesses, cylinder may be ordered separately

* Cylinder escutcheons included

768
768SC (Single Cylinder)

*Suitable to use with external sliding doors & Gainsborough Pull Handles

*Solid brass butterfly claw single cylinder deadbolt with 57mm backset

*Note: for different door thicknesses, cylinder may be ordered separately

*Cylinder escutcheons included

Mortice lock Series designs

775

● SC



Product featured: 760SC

778 Series Roller Bolt

● SC



Product featured: 778SC60

Product Codes:

775

775SC60 (Double Cylinder)

*Suitable for narrow hinge doors & Gainsborough Pull Handles

*Lock and unlock with a key from either side

*Lock or unlock the deadbolt, use the key from the outside and inside

*Cylinder escutcheons included

778

778SC60 (Single Cylinder)

*Suitable for narrow hinge doors & Gainsborough Pull Handles

*Roller bolt allowing for easy latching on door closures

*Key operated double throw 19mm deadbolt for added security

*Cylinder escutcheons included

Mortice lock accessories

Rebate kit for 777 series Roller Catch Mortice Lock

● SC



775 Series 60mm Backset Double Cylinder Roller Bolt Mortice Lock in Satin Chrome - Strike Only

● SC



For more information visit
www.gainsboroughhardware.com.au

Gainsborough

Accessories



Features

- Adaptor Kits
- Strike Plates
- Wall Stops
- Floor Stops
- Hinges (Fixed and Loose)
- Flush Bolts
- Weather Strips
- Spacers

Gainsborough has a comprehensive selection of door accessories for you to choose from.














































The range includes Adaptor Kits, Strike Plates, Wall and Floor Stops, Latches, Flush Bolts, Door Stops, Weather Strips and more.

Product Featured:
Fixed-pin 100mm Hinge in Matt Black - GA1075FCFMB

Accessories

Finishes

 SG
  SB
  SC
  BC
  ABC
  MB
  CP
  S
  M
  PB

Range	Product Code	Description	Finishes	Product Image
Wall Stops				
Wall Stops	6207	75mm Tube Wall Stop	     	
Wall Stops	6204SC	100mm Wall Stop in Satin Chrome		
Wall Stops	6209SC	Magnetic Wall Door Stop in Satin Chrome		
Floor Stops				
Floor Stops	6205	45mm Floor Stop	    	
Floor Stops	6205SPCP	20mm Spacer to Suit 6205 in Chrome Plate		
Door Seals				
Door Seals	GS2915SLV	Brush Door Seal 915mm in Silver		
Door Seals	GS31220SLV	Automatic Door Seal 1220mm in Silver		
Door Seals	GS3915SLV	Automatic Door Seal 915mm in Silver		
Door Seals	GS4825ML	Storm Door Seal 825mm in Mill		
Door Seals	GS4915ML	Storm Door Seal 915mm in Mill		
Flush Bolts				
Flush Bolts	6051	150mm Flush Bolt	    	
Flush Bolts	6052BCC	200mm Flush Bolt in Bright		
Hinges				
Hinges	GA1075FCL	Loose-Pin 100mm Hinge	    	
Hinges	GA1075FCF	Fixed-Pin 100mm Hinge	    	

Accessories

Finishes







 SG
  SB
  SC
  BC
  ABC
  MB
  CP
  S
  M
  PB

Range	Product Code	Description	Finishes	Product Image
Latches				
Latches	480	480 Latches	   	
Latches	480T	480T Latches	  	
Latches	PT780/PL	780 Privacy Latches	 	
Strike Plates				
Strike Plates	PT480/SPSQ	Strike Plate Square CRN	  	
Strike Plates	PT480/SPT	Strike Plate T for 480 Latches	  	
Strike Plates	PT480/LB2	Dual Spring Tubular Latch DI Body		
Strike Plates	PT480/SP	Strike Plate Round 2mm	 	
Strike Plates	PT480/LB	Dual Sprung Latch RAD CNR Body		
Strike Plates	PT488/SPRC	Strike Plate Radius CRN	 	
Strike Plates	PT500/SPDPS	500 Series Strike Plate PS		
Strike Plates	PT1400/SPSQ	TradePro D Strike Plate Square CRN	  	
Rebate Kits				
Rebate Kits	KT890REB	Trilock Rebate Kit	  	
Rebate Kits	KT800REB	800 Series Lever and Knob Locksets Rebate Kit	  	
Rebate Kits	KT850REB	Governor Series Deadbolts Rebate Kit	  	

Accessories

Finishes

 SG
  SB
  SC
  BC
  ABC
  MB
  CP
  S
  M
  PB

Range	Product Code	Description	Finishes	Product Image
Classic Range Spindle Kits				
Classic Range	KT122FD	Spindle Kit with F DISC		
Classic Range	309SC	Classic Series Adaptor Kit in Satin Chrome		
Door Kits				
Door Kits	GFS50KIT	Gainsborough Freestyle Thick Door Kit 50mm		
Door Kits	8904_8905KT45	Eclipse Omni Kit 45mm		
Door Kits	8904_8905KT50	Eclipse Omni Kit 50mm		
Choice Range				
Choice Range	KT700	100_700 Series Kit		
Choice Range	KT700SR	Spacer Rings in Satin Chrome		
Choice Range	KT700ADFP	Dummy Fixing Kit with Plate Through		



For more information visit
www.gainsboroughhardware.com.au

Warranty

	FINISHES	MECHANICAL WARRANTY	TARNISH WARRANTY
GAINSBOROUGH SMART LOCK			
FREESTYLE TRILOCK SMART LOCK	ALL	10 years	5 years
*Electrical Warranty 2 years			
GAINSBOROUGH 3-IN-1 ENTRANCE / DUMMY SETS			
TRILOCK / TRILOCK OMNI SERIES	ALL	10 years	5 years
GAINSBOROUGH ENTRANCE SET			
FIRST IMPRESSIONS	ALL	10 years	5 years
GAINSBOROUGH DEADBOLTS			
NEUE SERIES	SC, MB, BC & BSC	10 years	5 years
NEUE SERIES SPECIAL FINISHES	SB & SG	10 years	2 years
CHOICE SERIES	ALL	7 years	2 years
GAINSBOROUGH LEVERS			
AVANT SERIES (QUICKFIX)	BC, BSC & MB	15 years	5 years
AVANT SERIES (QUICKFIX) SPECIAL FINISHES	SB & SG	15 years	2 years
G3 (QUICKFIX)	ALL	10 years	2 years
NEUE SERIES	BC, SC, BSC & MB	10 years	5 years
NEUE SERIES SPECIAL FINISHES	SB & SG	10 years	2 years
CHOICE SERIES	ALL	7 years	2 years
GAINSBOROUGH KNOBS			
TERRACE SERIES	ALL	7 years	2 years
GOVERNOR SERIES	ALL	10 years	5 years
CLASSIC / DIPLOMAT	ALL	10 years	10 years
GAINSBOROUGH PULL HANDLES AND MORTICE LOCKS			
OBLONG	ALL	7 years	2 years
9200 SERIES - HORIZON / CURVED / OBLONG	ALL	10 years	5 years
SEMI / CIRCULAR	ALL	N/A	5 years
RECTANGLE / ORNATE / LINEAR / ANGLED	ALL	N/A	2 years
MORTICE LOCKS - 755 / 760 / 775	ALL	10 years	5 years
TRADEPRO™ BY GAINSBOROUGH			
LEVER / LONG PLATE / KNOB / DEADBOLT	ALL	7 years	2 years
GAINSBOROUGH ACCESSORIES			
TUBULAR LATCHES	ALL	10 years	10 years
TUBULAR LATCHES SPECIAL FINISHES	SB & SG	10 years	2 years
FLOOR STOPS / WALL STOPS	MB, BC, ABC & SC	N/A	5 years
FLOOR STOPS / WALL STOP SPECIAL FINISHES	SB & SG	N/A	2 years
FLUSH BOLTS (150MM / 200MM)	MB, BC, PB & SC	10 years	5 years
FLUSH BOLTS SPECIAL FINISHES (150MM)	SB & SG	10 years	2 years
SECURITY BOLTS	ALL	10 years	10 years
SLIDING CAVITY DOOR SETS (CIRCULAR, SQUARE, RECTANGULAR)	ALL	10 years	10 years
FLUSH PULLS	BC, SC, MB & SS	10 years	10 years
FLUSH PULLS SPECIAL FINISHES	SB, SG & ABC	10 years	2 years
HINGES (LOOSE / FIXED)	MB, CP, SC	10 years	5 years
HINGES SPECIAL FINISHES (LOOSE / FIXED)	SB & SG	10 years	2 years

Warranty

Exclusions

1. This Guarantee only applies to defects which have arisen solely from faulty materials or workmanship in the Product and does not apply to other defects however arising, including without limitation as a result of the following:

- accidental damage, abuse, misuse, maltreatment, abnormal stress or strain of the Products;
- neglect of any kind in respect of the Product;
- tarnishing and damage to or deterioration of finishes as a result of harsh or adverse conditions (including corrosive environments such as the coastal locations and large fluctuations in pressure or temperature);
- deterioration in colour and performance of polymer materials;
- fair wear and tear;
- installation or maintenance of the Products not in accordance with the instructions provided with the Products.

2. Alterations to repair of the Product other than approved by Allegion are not covered by this Guarantee (for the avoidance of doubt, attachment of accessories or use of non genuine replacement parts other than those manufactured or approved by Allegion are not covered).

3. Costs incurred by the removal, replacement or installation of the Product are not covered by this Guarantee.

4. Personal injury, property damage or economic loss, howsoever caused, will not be covered by this Guarantee.

Australian Consumer Law

In addition to this Guarantee, certain legislation (including the ACL) may give you rights which cannot be excluded, restricted or modified. This Guarantee must be read subject to such legislation and nothing in this

If Allegion fails to meet a guarantee under the ACL, your remedy for such failure may be limited to any one or more of the following at Allegion's discretion:

- replacement of the product;
- repair of the product;
- refunding the cost of the product;
- payment of reasonable costs of having the product repaired;
- payment in respect of the reduced value of the product.

As required by legislation, including the ACL, any claims for damage, or any consequential loss either directly or indirectly due to defects of any kind in a product will only be met by Allegion where the damage or loss was reasonably foreseeable by Allegion.

Our goods come with guarantees that cannot be excluded under the Australian Consumer Law. You are entitled to a replacement or refund for a major failure and for compensation for any other loss or damage. You are also entitled to have the goods repaired or replaced if the goods fail to be of acceptable quality and the failure does not amount to a major failure.

Guarantee Claims

Any defective product must be returned to the point of sale before replacement can be considered under the terms of this Guarantee. If the costs of returning any defective parts are excessive or unreasonable, please contact Allegion so that we can arrange a collection (if considered appropriate in the circumstances).

Guarantee claims can be made at the point of sale or by posting or emailing a Guarantee claim to Allegion (contact details listed below) within 3 months of the appearance of a defect. Guarantee claims under this Guarantee must include the following details:

- Date of Purchase;
- Location of Purchase;
- Proof of Purchase;
- Contact Details

Allegion's contact details are as follows:

Address: 31-33 Alfred St Blackburn VIC 3130
Email: info.au@allegion.com

Allegion (Australia) Pty Ltd
Freephone: 1800 098 094

HEAD OFFICE

31-33 Alfred Street
BLACKBURN VIC 3130
PO Box 330
NUNAWADING VIC 3131

For more information visit
www.gainsboroughhardware.com.au

© Allegion 2023. All rights reserved. Material and design specifications subject to change without notice. Product colour reproduction is as near to actual product colour as production methods allow. Warning: Products in this brochure are the subject of registered designs and patents. This brochure relates to Australian and New Zealand products only and some product, design or specifications may differ in other countries.

About Allegion™

Allegion (NYSE: ALLE) is a global pioneer in seamless access, with leading brands like CISA®, Interflex®, LCN®, Schlage®, SimonsVoss® and Von Duprin®. Focusing on security around the door and adjacent areas, Allegion secures people and assets with a range of solutions for homes, businesses, schools and institutions. Allegion had \$2.9 billion in revenue in 2021, and its security products are sold around the world.

For more, visit www.allegion.com.au

Brio ■ <FSH> ■ *Gainsborough* ■ **LEGGE** ■ **SCHLAGE**